



Evolution of interface singularities in shallow water equations with variable bottom topography

R. Camassa¹ | R. D'Onofrio² | G. Falqui^{2,4} | G. Ortenzi^{2,4}  | M. Pedroni^{3,4} 

¹ Carolina Center for Interdisciplinary Applied Mathematics, Department of Mathematics, University of North Carolina at Chapel Hill, Chapel Hill, North Carolina, USA

² Dipartimento di Matematica e Applicazioni, Università di Milano-Bicocca, Milano, Italy

³ Dipartimento di Ingegneria Gestionale, dell'Informazione e della Produzione, Università di Bergamo, Dalmine (BG), Italy

⁴ INFN, Sezione di Milano-Bicocca, Milano, Italy

Correspondence

G. Ortenzi, Dipartimento di Matematica e Applicazioni, Università di Milano-Bicocca, Via Roberto Cozzi 55, I-20125 Milano, Italy.

Email: giovanni.ortenzi@unimib.it

Funding information

Open Access Funding provided by Università degli Studi di Milano-Bicocca within the CRUI-CARE Agreement. WOA Institution: Università degli Studi di Milano-Bicocca. Blended DEAL: CARE

Abstract

Wave front propagation with nontrivial bottom topography is studied within the formalism of hyperbolic long wave models. Evolution of nonsmooth initial data is examined, and, in particular, the splitting of singular points and their short time behavior is described. In the opposite limit of longer times, the local analysis of wave fronts is used to estimate the gradient catastrophe formation and how this is influenced by the topography. The limiting cases when the free surface intersects the bottom boundary, belonging to the so-called “physical” and “nonphysical” vacuum classes, are examined. Solutions expressed by power series in the spatial variable lead to a hierarchy of ordinary differential equations for the time-dependent series coefficients, which are shown to reveal basic differences between the two vacuum cases: for nonphysical vacuums, the equations of the hierarchy are recursive and linear past the first two pairs, whereas for physical vacuums, the hierarchy is nonrecursive, fully coupled, and nonlinear. The former case may admit solutions that are free of singularities

This is an open access article under the terms of the [Creative Commons Attribution](https://creativecommons.org/licenses/by/4.0/) License, which permits use, distribution and reproduction in any medium, provided the original work is properly cited.

© 2022 The Authors. *Studies in Applied Mathematics* published by Wiley Periodicals LLC

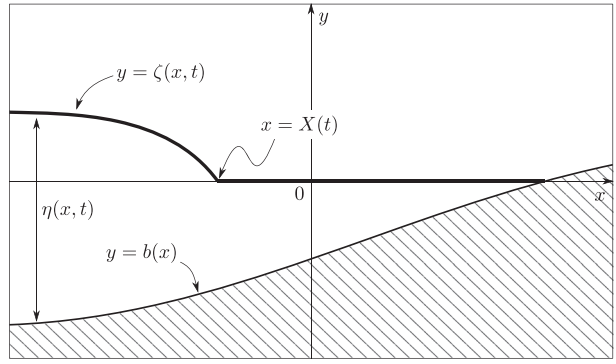
for nonzero time intervals, whereas the latter is shown to develop nonstandard velocity shocks instantaneously. Polynomial bottom topographies simplify the hierarchy, as they contribute only a finite number of inhomogeneous forcing terms to the equations in the recursion relations. However, we show that truncation to finite-dimensional systems and polynomial solutions is in general only possible for the case of a quadratic bottom profile. In this case, the system's evolution can reduce to, and is completely described by, a low-dimensional dynamical system for the time-dependent coefficients. This system encapsulates all the nonlinear properties of the solution for general power series initial data, and, in particular, governs the loss of regularity in finite times at the dry point. For the special case of parabolic bottom topographies, an exact, self-similar solution class is introduced and studied to illustrate via closed-form expressions the general results.

1 | INTRODUCTION

Bottom topography, and, in general, sloped boundaries add a layer of difficulty to the study of the hydrodynamics of water waves, and as such have been a classical subject of the literature, stemming from the seminal papers by Carrier and Greenspan,^{1,2} and Gurtin,³ among others. In fact, the mathematical modeling of liquid/solid moving contact lines is fraught with difficulties from a continuum mechanics viewpoint, and simplifying assumptions are invariably needed when such setups are considered. Nonetheless, even with the simplest models such as the hyperbolic shallow water equations (SWEs), fundamental effects such as shoaling of the water layer interacting with bottom topography can be qualitatively, and sometimes quantitatively, described.^{1,2} Our work follows in these footsteps, and focusses on the dynamics of singular points in the initial value problem for hydrodynamic systems, including that of a contact line viewed as a “vacuum” point, according to the terminology of gas dynamics often adopted for hyperbolic systems (see, e.g., Refs. 4–6).

Specifically, unlike most of the existing literature, we study initial data that are not necessarily set up as moving fronts; the evolution of higher order initial discontinuities in these settings can give rise to splitting of singular points, which, in turn, can lead to gradient catastrophes in finite times. We provide asymptotic time estimates from local analysis as well as characterize the initial time evolution of splitting singular points. Further, we introduce and analyze a class of exact self-similar solutions that illustrate, within closed-form expressions, the generic behavior mentioned above. In particular, sloshing solutions for water layers in parabolic bottoms are shown to exist at all times depending on the value of the initial free surface curvature with respect to that of the bottom, while global, full interval gradient catastrophes can occur when the relative values

FIGURE 1 A wave front $x = X(t)$ moving to the right, that is, $\dot{X} > 0$. It bounds a constant region on its right, where the fluid is quiescent, and a wave region on its left



are in the opposite relation. The analysis of these solutions builds upon our previous work in this area,⁷⁻⁹ extending it to nonflat horizontal bottoms, and highlights the effects of curvature in the interactions with topography. Remarkably, while this solution class is special, it can, in fact, govern the evolution of more general, analytic initial data setups, at least up to a gradient catastrophe time.⁸

This paper is organized as follows. We introduce basic elements and notations for the theory of wave fronts in Section 2, where we consider the evolution out of nonsmooth initial data. Vacuum (dry) points evolution is studied in Section 3. The dynamics of self-similar solutions interacting with a class of bottom topographies is introduced in Section 4, and a brief discussion and conclusions are presented in Section 5. The appendices report technical details and results on limiting behaviors. Specifically, Appendix A reviews the physical foundation of the SWE with variable bottom, Appendix B reviews the salient points of the adapted variable method used in the paper's body, and Appendix C presents some new, though somewhat technical, results on the parabolic fronts with flat bottom topography. Finally, online Supporting Information complements the exposition by showing animations of representatives of the exact sloshing solutions we derived.

2 | WAVE FRONT ANALYSIS

The SWEs studied in this paper are

$$\eta_t + (u\eta)_x = 0, \quad u_t + uu_x + (\eta + b)_x = 0, \quad (1)$$

where $u(x, t)$ is the horizontal mean speed, $\eta(x, t)$ is the layer thickness, and $b(x)$ is a smooth function describing the bottom topography. Sometimes, it is preferable to use the free surface elevation $\zeta \equiv \eta + b$ instead of the layer thickness η (see Figure 1) so that system (1) becomes

$$\zeta_t + (u(\zeta - b))_x = 0, \quad u_t + uu_x + \zeta_x = 0. \quad (2)$$

This section is devoted to the so-called wave front expansion method, which is a helpful tool for analyzing the breaking of hyperbolic waves, especially when the system at hand is nonautonomous/nonhomogeneous. The idea is to study the solution in a neighborhood of the front location $x = X(t)$ by the shifting map (see, e.g., Refs. 2, 3, 10, 11 and Appendix B for a review)

$$\xi = x - X(t), \quad \tau = t. \quad (3)$$

In the configuration depicted in Figure 1, on the left of the moving front location $x = X(t)$, a generic function $f(\xi, \tau)$ can be assumed to be expanded in Taylor series

$$f = f_0 + f_1(\tau)\xi + f_2(\tau)\xi^2 + \dots, \quad f_k(\tau) = \lim_{\xi \rightarrow 0^-} \frac{1}{k!} \frac{\partial^k f}{\partial \xi^k}(\xi, \tau). \quad (4)$$

Equations (2) give rise to the hierarchy of ordinary differential equations (ODEs)

$$\begin{aligned} \dot{\zeta}_n + (n+1)[(u_0 - \dot{X})\zeta_{n+1} - b_0 u_{n+1}] - (n+1)b_{n+1}u_0 \\ + (n+1) \sum_{k=1}^n (\zeta_k - b_k)u_{n+1-k} = 0, \\ \dot{u}_n + (n+1)[\zeta_{n+1} + (u_0 - \dot{X})u_{n+1}] + \sum_{k=1}^n k u_k u_{n+1-k} = 0, \end{aligned} \quad (5)$$

where $u_i(t)$, $\zeta(t)$, and $b_i(X(t))$ are the time-dependent coefficients of the i th-order term in the ξ expansion (4). We focus on the wave front analysis to extract information about the time evolution of a class of piecewise-defined initial conditions for the SWE over a general bottom. The section is closed with a reminder of the flat bottom case (see also Refs. 8, 9). In this particular setting, tools like simple waves and Riemann invariants allow for a closed-form expression of the complete solution, and the shock time is computed without resorting to an asymptotic wave front expansion.

2.1 | Piecewise smooth initial conditions

In many physical interesting situations, the initial conditions for the SWE are piecewise smooth and globally continuous. The wave front expansion technique provides a valuable tool for their analysis, especially in the presence of nontrivial bottom topographies. When $b_x = 0$, the shallow water system admits Riemann invariants and simple waves. This allows to look for singularities from a global perspective, and compute the first shock time associated with given initial conditions (see Ref. 8). On the other hand, when $b_x \neq 0$, the SWEs are inhomogeneous, and Riemann variables are no longer invariant along characteristic curves. Simple waves are unavailable as well; hence, for general bottom shapes, only the local viewpoint of the wave front expansion for the study of singularities is, in general, available for analytical advances. We describe here how the machinery of the wave front expansion applies to a prototypical example, and discuss the special case of a flat bottom in the next section.

We assign initial conditions as follows: the fluid is initially at rest, and the water surface is composed by a constant part on the right, glued at the origin to a general smooth part on the left,

$$u(x, 0) = 0 \quad \text{for any } x \in \mathbb{R} \quad (6)$$

and

$$\zeta(x, 0) = \begin{cases} \zeta_{\text{in}}(x) & \text{for } x \leq 0, \\ 0 & \text{for } x > 0. \end{cases} \quad (7)$$

FIGURE 2 Sketch of trajectories of the two wave fronts $x = X_r(t)$ and $x = X_\ell(t)$ arising from piecewise differentiable initial conditions (6)–(7). This data class identifies three distinct regions, \mathcal{L} , \mathcal{S} , and \mathcal{R} , in the space-time plane. The field variables of the SWE are denoted differently in each of the three regions so-defined

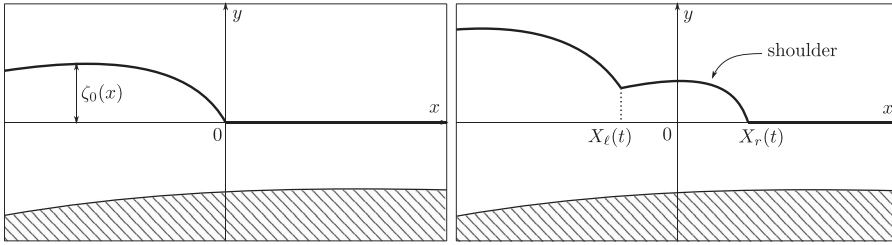
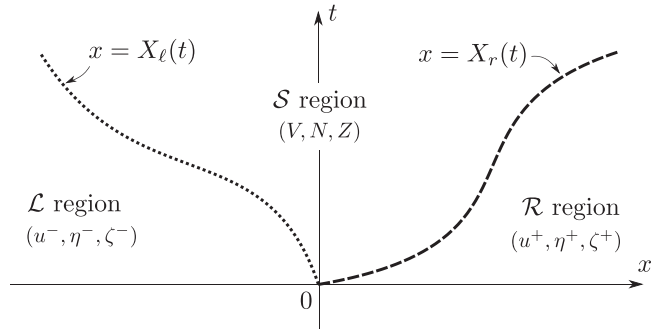


FIGURE 3 Sketch of initial conditions of class (7) (left) and a snapshot of their evolution at an instant $t > 0$ prior to any shock development (right). The shoulder part of the solution, not present at the initial time, is enclosed by the two moving points $x = X_r(t)$ and $x = X_\ell(t)$ for $t > 0$

Here, $\zeta_{\text{in}}(x)$ is a smooth function in $(-\infty, 0]$, subject to the condition $\zeta_{\text{in}}(0) = 0$, which ensures the global continuity of the initial data. We further require that $\zeta'_{\text{in}}(0) \neq 0$ (and bounded), so that the water surface has a discontinuous first derivative, a corner, at $x = 0$ for $t = 0$. Finally, we assume that $\zeta_{\text{in}}(x) > b(x)$ in some neighborhood of $x = 0$. This assumption ensures that the SWEs are locally hyperbolic so that a couple of distinct characteristics pass through the origin in the space-time plane (see Figures 2 and 3). These characteristics satisfy (see, e.g., Ref. 28)

$$\begin{cases} \dot{X}_r = u + \sqrt{\eta} \\ X_r(0) = 0 \end{cases}, \quad \begin{cases} \dot{X}_\ell = u - \sqrt{\eta} \\ X_\ell(0) = 0 \end{cases}. \quad (8)$$

As remarked above, derivative jumps propagate along characteristic curves of hyperbolic systems and the singular point initially located at $x = 0$ splits into a pair of singular points transported along $x = X_r(t)$ and $x = X_\ell(t)$ after the initial time. Thus, for $t > 0$, and as long as shocks do not arise, the solution is composed by three distinct smooth parts defined by the above pair of characteristics (see Figure 2). We append the superscript “+” to variables in the region \mathcal{R} , that is, for $x > X_r(t)$, characterized by the constant state $u^+(x, t) = 0$, $y^+(x, t) = 0$. Similarly, we denote with a “−” the variables in the region \mathcal{L} , for $x < X_\ell(t)$, which we regard as known functions of (x, t) , that is, $u^-(x, t)$, $\eta^-(x, t)$, $\zeta^-(x, t)$ are solutions of the SWE corresponding to the initial condition $\zeta(x, 0) = \zeta_{\text{in}}(x)$. This construction is well defined in the \mathcal{L} region, as this is defined along the negative semiaxis $x < 0$. Finally, we denote with capital letters V, N, Z for, respectively, u, η, ζ , the solution in the middle region \mathcal{S} , that is, for $X_\ell(t) < x < X_r(t)$. We call this portion of the space-time plane, enclosed by the two singular points, the *shoulder*.^{8,9}

Even if no singularity were to occur in the \mathcal{L} region, loss of regularity could certainly happen in the shoulder region \mathcal{S} . Although we cannot generally rule out the onset of singularities in the interior of \mathcal{S} , we focus here on its boundaries, that is, the characteristic curves $x = X_\ell(t)$ and $x = X_r(t)$. The machinery described in the previous paragraph is immediately applicable to the right wave front $x = X_r(t)$, whereas it requires some further adaptation to be used for $x = X_\ell(t)$, as it propagates across a nonconstant state. Thus, we next focus on the solution near the right boundary of the shoulder region, $x = X_r(t)$.

Piecewise initial conditions (7) and (6) introduce an element of novelty with respect to the analysis of Gurtin³ mentioned in the previous section. The setting considered by Gurtin consists of a travelling wave front stemming from some unspecified initial conditions. The wave front analysis is then applied to this dynamical setting, starting from some generic time, arbitrarily picked as the initial one. On the other hand, if the fluid is initially at rest, the wave fronts arise as a consequence of the fluid relaxation. The shoulder components of the solution are not present at the initial time, so special attention is needed to identify initial conditions for the wave front equations defined by the first order of system (5) (see (B18) for details)

$$\dot{u}_1 + \frac{3}{2}u_1^2 + \frac{5\dot{X}}{2X}u_1 = 0, \quad \dot{\zeta}_1 + \frac{3}{2X}\zeta_1^2 + \frac{3\dot{X}}{2X}\zeta_1 = 0. \quad (9)$$

Note that neither u_1 or η_1 are defined at $t = 0$, as they represent the limits of the relevant quantities for $x \rightarrow X_r(t)^-$ with $X_\ell(t) < x < X_r(t)$. However, a consistent definition for $u_1(0)$ and $\zeta_1(0)$ can still be given in terms of appropriate limits as $(x, t) \rightarrow (0, 0)$ from the interior of \mathcal{S} , provided that the gradients ∇Z and ∇V are continuous up to the boundary $\partial\mathcal{S}$. Namely, we define

$$\begin{cases} u_1(0) \equiv \lim_{(x,t) \rightarrow (0,0)} V_x(x, t) \\ \zeta_1(0) \equiv \lim_{(x,t) \rightarrow (0,0)} Z_x(x, t) \end{cases} \quad \text{with } (x, t) \in \mathcal{S}. \quad (10)$$

These values are computed from the given initial conditions as follows. From the continuity hypothesis on the solution, the fields Z, V , as well as their gradients, can be extended to the boundary $\partial\mathcal{S}$ along the two characteristics X_r, X_ℓ by taking the appropriate limits (the same applies to $\zeta^-, u^-, \zeta^+, u^+$ on their respective domains), and we have

$$\zeta^-(X_\ell(t), t) = Z(X_\ell(t), t), \quad 0 = Z(X_r(t), t). \quad (11)$$

Once differentiated with respect to time, these two relations give

$$\zeta_x^-(X_\ell(t), t)\dot{X}_\ell(t) + \zeta_t^-(X_\ell(t), t) = Z_x(X_\ell(t), t)\dot{X}_\ell + Z_t(X_\ell(t), t), \quad (12)$$

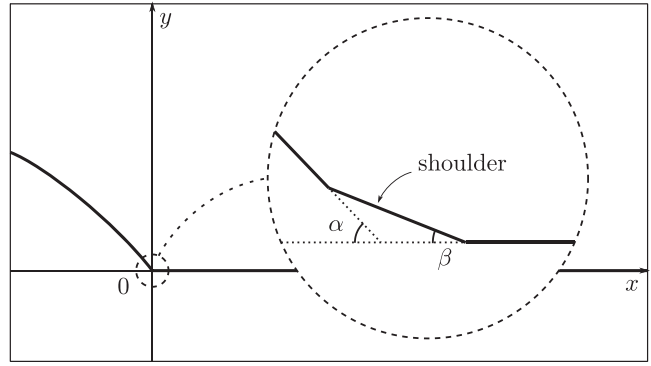
$$0 = Z_x(X_r(t), t)\dot{X}_r + Z_t(X_r(t), t). \quad (13)$$

We now subtract the second equation from the first one, and let $t \rightarrow 0^+$. The continuity of Z, Z_x, Z_t on $\bar{\mathcal{S}}$ allows us to write

$$\lim_{t \rightarrow 0^+} Z_x(X_\ell(t), t) = \lim_{t \rightarrow 0^+} Z_x(X_r(t), t) \equiv \zeta_1(0), \quad (14)$$

$$\lim_{t \rightarrow 0^+} Z_t(X_\ell(t), t) = \lim_{t \rightarrow 0^+} Z_t(X_r(t), t), \quad (15)$$

FIGURE 4 Sketch of the solution at a very early stage $t \ll 1$. The shoulder part is approximately a segment with slope $\tan(\beta) \simeq -\zeta_1(0)$, half of the surface slope in the region \mathcal{L} , $\tan(\alpha) \simeq -\zeta'_0(0^-)$



which yields an expression for the initial value of ζ_1 ,

$$\zeta_1(0) = \frac{\zeta_x^-(0,0)\dot{X}_\ell(0) + \zeta_t^-(0,0)}{\dot{X}_\ell(0) - \dot{X}_r(0)}. \quad (16)$$

According to (6), the velocity field u vanishes identically at the initial time, so that $\dot{X}_r(0) = -\dot{X}_\ell(0)$ from (8). Furthermore, the continuity equation (2) implies $\zeta_t(x, 0) = 0$ for $x \neq 0$, so (16) simplifies to

$$\zeta_1(0) = \frac{\zeta_x^-(0,0)}{2} \equiv \frac{\zeta'_{\text{in}}(0^-)}{2}, \quad (17)$$

where we have used the notation $\zeta'_{\text{in}}(0^-)$ to denote a one-sided derivative.

Interestingly, immediately after the initial time, the slope of the water surface in region of the shoulder is half that of the neighboring region \mathcal{L} (see Figure 4). Thus, according to (17), the initial slope of the shoulder part $\zeta'_{\text{in}}(0^-)$ equals the algebraic mean of the slope values on the two sides. As $\zeta_1 = \dot{X}_r u_1$, we also obtain the corresponding initial condition for u_1 ,

$$u_1(0) = \frac{\zeta'_{\text{in}}(0^-)}{2\dot{X}_r(0)} = \frac{\zeta'_{\text{in}}(0^-)}{2\sqrt{-b(0)}}. \quad (18)$$

Here Equation (B11) in Appendix B has been used in the last equality. Further details are reported in this appendix. Thus, together with these initial conditions, (B21) (or (B23)) determine the onset of a gradient catastrophe at the wave front $x = X_r(t)$. The gradient divergence depends on the bottom shape $b(x)$ as well as the given initial data $\zeta_{\text{in}}(x)$. Of particular relevance is the sign of the surface slope $\zeta'_{\text{in}}(0^-)$ near the singular point $x = 0$, which markedly affects the solution behavior. We will apply the results of this section to Section 4.3, where a particular form for $\zeta_{\text{in}}(x)$ is prescribed.

2.2 | The case of a flat bottom

We now recall ideas already presented in Ref. 8 for studying the time evolution of the shoulder region in the particular case $b_x = 0$, which identifies a flat, horizontal bottom. It is

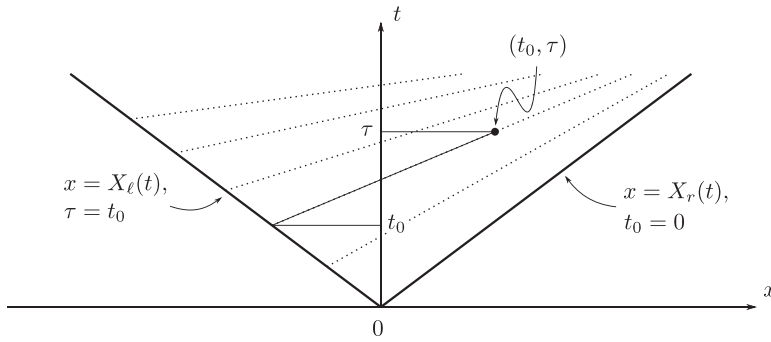


FIGURE 5 Space-time diagram of the shoulder region for small times and initial data $u(x, 0) \equiv 0$. The right and left limiting characteristics are straight lines of slope \sqrt{Q} and $-\sqrt{Q}$, respectively. Dotted lines indicate positive characteristics in the shoulder region, where the construction of the coordinates (t_0, τ) for a point in the region is depicted, with the boundaries identified by the conditions $\tau = t_0$ and $t_0 = 0$

straightforward to check that under this assumption, the shallow water system becomes autonomous (and homogeneous), which puts many analytical tools at our disposal. Indeed, as the solution features a constant state for $x > X_r(t)$, one of the Riemann invariants is constant throughout the shoulder region where the solution itself is a simple wave (see, e.g., Ref. 11). This fact allows us to obtain an exact (implicit) analytical expression for the solution in the shoulder region \mathcal{S} and determine when a shock first appears.

For definiteness, we assume that $b(x) = -Q$, with $Q > 0$, so the initial conditions (7) in this case read

$$\eta(x, 0) = \begin{cases} \eta_{\text{in}}(x) & \text{for } x < 0, \\ Q & \text{for } x > 0. \end{cases} \quad (19)$$

As above, we still assume that the velocity field is identically zero at the initial time. It is worth noting that, for the flat bottom case, the curve $x = X_r(t)$ in Figure 2 is a straight line of slope \sqrt{Q} , and the curve $x = X_l(t)$ has tangent $-\sqrt{Q}$ at its starting point (see Figure 5).

By plugging $b_x = 0$ into (1), the shallow water system can be cast in the characteristic form

$$\partial_t R_{\pm} + \lambda_{\pm} \partial_x R_{\pm} = 0, \quad (20)$$

where the characteristic velocities λ_{\pm} and the Riemann invariants R_{\pm} are defined by

$$\lambda_{\pm} = u \pm \sqrt{\eta}, \quad R_{\pm} = u \pm 2\sqrt{\eta}. \quad (21)$$

As long as shocks do not arise, the Riemann invariant R_- is everywhere constant in the shoulder region. Namely, we have

$$R_- = V - 2\sqrt{N} \equiv -2\sqrt{Q} \quad \text{in } \overline{\mathcal{S} \cup \mathcal{R}}. \quad (22)$$

On the other hand, R_+ is constant along positive characteristics by virtue of (20), so both fields N and V are constant along curves $\dot{x} = \lambda_+$. This implies that positive characteristics are straight

lines in the shoulder region, and their explicit expression is found by integrating the ODE

$$\frac{dx}{dt} = 3\sqrt{N} - 2\sqrt{Q}. \quad (23)$$

We assign initial conditions for this equation along the left boundary of the shoulder region, that is,

$$x(t_0) = X_\ell(t_0). \quad (24)$$

Therefore, the general equation for positive characteristics is

$$x = X_\ell(t_0) + (3\sqrt{N} - 2\sqrt{Q})(t - t_0). \quad (25)$$

Each of the characteristics (25) intersects the left boundary of the shoulder region at a different time $0 \leq t_0 < +\infty$, which serves as a parameter to label the characteristic curves themselves. Note that the right boundary of S is the positive characteristic whose label is $t_0 = 0$. Moreover, as long as shocks do not arise, the parameter t_0 can be used along with the time variable to build a local coordinate system in the space-time plane (see Figure 5). Namely, we define a change of variables $(t_0, \tau) \mapsto (x, t)$ by

$$\begin{cases} x = X_\ell(t_0) + (3\sqrt{N} - 2\sqrt{Q})(\tau - t_0), \\ t = \tau. \end{cases} \quad (26)$$

This gives a concise expression of the solution in the shoulder region. Indeed, as already stated, both fields N and V are constant along positive characteristics, so they are independent of τ ,

$$N = N(t_0), \quad V = V(t_0). \quad (27)$$

Furthermore, as long as the solution is continuous, the value of the field variables is fixed by the solution η^-, u^- in the \mathcal{L} region. Namely, we can write

$$N(t_0) = \eta^-(X_\ell(t_0), t_0), \quad V(t_0) = u^-(X_\ell(t_0), t_0). \quad (28)$$

Once the solution in the shoulder region is known, we can look for gradient catastrophes as follows. First, we express the space and time derivatives in the new coordinates as

$$\partial_x = \frac{1}{x_{t_0}} \partial_{t_0}, \quad \partial_t = \partial_\tau - \frac{x_\tau}{x_{t_0}} \partial_{t_0}, \quad (29)$$

where

$$\begin{cases} x_{t_0}(t_0, \tau) = X_\ell(t_0) + 3\left(\sqrt{N(t_0)}\right)_{t_0} (\tau - t_0) - 3\sqrt{N(t_0)} + 2\sqrt{Q}, \\ x_\tau(t_0) = 3\sqrt{N(t_0)} - 2\sqrt{Q}. \end{cases} \quad (30)$$

Therefore, the slope of the water surface in the shoulder region is

$$N_x(t_0, \tau) = \frac{N_{t_0}(t_0)}{x_{t_0}(t_0, \tau)}, \quad (31)$$

which shows that the appearance of a gradient catastrophe is identified by the vanishing of x_{t_0} . The condition $x_{t_0} = 0$ gives the time when the positive characteristic starting at $t = t_0$ from the left boundary of the shoulder region intersects another characteristic of the same family, that is,

$$\bar{\tau}(t_0) = t_0 + \frac{3\sqrt{N(t_0)} - 2\sqrt{Q} - \dot{X}(t_0)}{3\left(\sqrt{N(t_0)}\right)_{t_0}}. \quad (32)$$

The earliest shock time for the shoulder part of the solution equals the nonnegative infimum of the shock times (32) associated with the single characteristics under the additional constraint that the shock position lies within the shoulder region itself,

$$\tau_{\text{sh}} = \inf_{t_0 \in I} \bar{\tau}(t_0), \quad (33)$$

where the set I is

$$I \equiv \{t_0 : X_\ell(\bar{\tau}(t_0)) \leq x(t_0, \bar{\tau}(t_0)) \leq X_r(\bar{\tau}(t_0))\}. \quad (34)$$

The shock time τ_{sh} is computed in the context of a specific example in Appendix C.

Thanks to the solution's availability in the case of a flat bottom, we can verify the assumptions we made in the previous section for the general case. First of all, it is straightforward to check that the gradient of the field variables is continuous at the intersection of the shoulder domain with a strip $\mathbb{R} \times [0, \epsilon]$ with ϵ sufficiently small. For example, the gradient of $N(x, t)$ (as well as of $V(x, t)$),

$$N_x = \frac{N_{t_0}(t_0)}{x_{t_0}}, \quad N_t = -\frac{x_\tau}{x_{t_0}} N_{t_0}(t_0), \quad (35)$$

is continuous up to the boundary of the shoulder domain as long as shocks do not arise. Indeed, x_{t_0} is well defined on both the boundaries $t_0 = \tau$ and $t_0 = 0$:

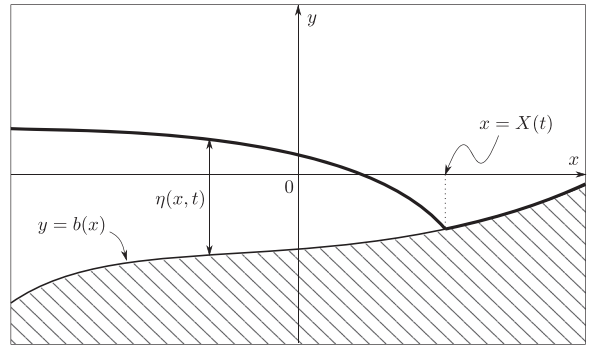
$$\text{along } x = X_\ell(\tau) : \quad x_{t_0}(\tau, \tau) = \dot{X}_\ell(\tau) - 3\sqrt{N(\tau)} + 2\sqrt{Q}, \quad (36)$$

$$\text{along } x = X_r(\tau) : \quad x_{t_0}(0, \tau) = -2\sqrt{Q} + 3 \frac{d\sqrt{N(t_0)}}{dt_0} \Big|_{t_0=0} \tau. \quad (37)$$

Furthermore, as $\dot{X}_\ell(0) = -\sqrt{Q}$ and $N(0) = Q$, one can see that

$$x_{t_0}(0, 0) = -2\sqrt{Q}. \quad (38)$$

FIGURE 6 Schematic of moving vacuum point $x = X(t)$, separating a fluid-filled region on its left, where the water surface is strictly above the bottom, and a vacuum region to its right, where surface and bottom curves coincide



Thus, x_{t_0} is continuous and different from zero up to the boundaries of the shoulder domain for sufficiently small times, and so are the gradients ∇N and ∇V .

Second, in this example, a direct computation can be performed of the water surface's slope in the shoulder region at the initial time. Indeed, by using (28), we get

$$N_{t_0}(0) = \left. \frac{d\eta^-(X_\ell(t_0), t_0)}{dt_0} \right|_{t_0=0} = \eta_t^-(0, 0) + \dot{X}_\ell(0)\eta_x^-(0, 0). \quad (39)$$

On the other hand, the initial condition $u(x, 0) = 0$, combined with the continuity equation, implies $\eta_t^-(0, 0) = 0$, so that we have

$$N_{t_0}(0) = -\sqrt{Q}\eta'_{\text{in}}(0). \quad (40)$$

Therefore, the first of Equations (35) yields

$$N_x(0, 0) = \frac{\eta'_{\text{in}}(0)}{2}, \quad (41)$$

in accordance with (17).

3 | VACUUM POINTS

The problem of predicting the motion of a shoreline in the presence of waves has a long history. When the bottom has a constant slope, so that $b_{xx} = 0$, the SWE can be linearized by the so-called Carrier–Greenspan transform.^{1,12,32} Several closed-form solutions can be constructed in this case and the corresponding shoreline motion can be described exactly, offering an elegant global perspective in the study of the breaking of waves. However, this hodograph-like transformation is no longer available for general bathymetry. Hence, we turn to wave front asymptotics to provide information about the shoreline motion and the local behavior of the solution.

The shoreline reduces to a single dry point in our one-dimensional setting. In the terminology of gas dynamics often used for hyperbolic systems, $\eta(x, t)$ plays the role of a gas density and this dry point is referred to as a “vacuum point,” that is, a moving location $x = X(t)$ such that the condition $\eta(X(t), t) = 0$, holds identically in some interval of time. We consider the setup depicted in Figure 6, where the shoreline $x = X(t)$ separates a fluid-filled region to its left from a vacuum

region on its right. For this reason, the term “vacuum boundary” will also be used when referring to $x = X(t)$.

Being a boundary point, it is to be expected that the shoreline’s velocity $\dot{X}(t)$ equals the velocity u_0 of the fluid at X , that is, the vacuum boundary is transported by the velocity field. (A formal proof can be found, e.g., in Ref. 13 for the flat bottom case; however, the proof is independent from the bottom topography $b(x)$, being based only on the local analysis of the mass conservation law for the layer thickness.)

In this setting, it is more convenient to use the first form (1) of the SWEs, as dry states are simply identified by the condition $\eta = 0$. As to the velocity field, there is no preferential or meaningful way of assigning it in the dry/vacuum region. In particular, the zero constant solution is no longer admissible, because u has to satisfy the nonhomogeneous Hopf equation,

$$u_t + uu_x + b_x = 0. \quad (42)$$

This is the only constraint on u in the dry region, and we will usually leave it unspecified. We still adopt the coordinate system (3), so that the SWEs read

$$\eta_\tau - \dot{X}\eta_\xi + (u\eta)_\xi = 0, \quad u_\tau - \dot{X}u_\xi + uu_\xi + \eta_\xi + b_\xi = 0. \quad (43)$$

Next, the wave front expansion of the solution is introduced for the region $\xi < 0$. We consider a power series representation for η , u , and b in the form (4) (see also (B4) and (B6) in Appendix B). Notice that $\eta_0 = 0$, to agree with the dry-point condition $\eta(X(\tau), \tau) = 0$. In the following, we will abuse notation a little and use t in place of τ for the time-dependence argument, as long as this does not generate confusion. Plugging the previous formal series in Equations (43), and collecting like powers of ξ , gives the following infinite hierarchy of ODEs:

$$\dot{u}_0 + b_1 + \eta_1 = 0, \quad (44)$$

for $n = 0$, and

$$\dot{\eta}_n + (n+1)(u_0 - \dot{X})\eta_{n+1} + (n+1) \sum_{k=1}^n u_k \eta_{n+1-k} = 0, \quad (45)$$

$$\dot{u}_n + (n+1)(u_0 - \dot{X})u_{n+1} + (n+1)(\eta_{n+1} + b_{n+1}) + \sum_{k=1}^n k u_k u_{n+1-k} = 0, \quad (46)$$

for $n > 0$. Note that for $n = 0$, system (43) yields a single equation, as the η -equation in (43) is automatically satisfied and hence provides no information. As seen above, since $\dot{X} = u_0$, the hierarchy simplifies to

$$\dot{\eta}_n + (n+1) \sum_{k=1}^n u_k \eta_{n+1-k} = 0, \quad (I)$$

$$\dot{u}_n + (n+1)(\eta_{n+1} + b_{n+1}) + \sum_{k=1}^n k u_k u_{n+1-k} = 0. \quad (II)$$

TABLE 1 The first equations (I)–(II) for the unknown coefficients of the formal series (4) for $u(\xi + X(\tau), \tau)$, $\eta(\xi + X(\tau), \tau)$ and $b(\xi + X(\tau))$

n	(I)	(II)
0	$0 = 0$	$\dot{u}_0 + b_1 + \eta_1 = 0$
1	$\dot{\eta}_1 + 2u_1\eta_1 = 0$	$\dot{u}_1 + 2b_2 + u_1^2 + 2\eta_2 = 0$
2	$\dot{\eta}_2 + 3u_2\eta_1 + 3u_1\eta_2 = 0$	$\dot{u}_2 + 3b_3 + 3u_1u_2 + 3\eta_3 = 0$
3	$\dot{\eta}_3 + 4u_3\eta_1 + 4u_2\eta_2 + 4u_1\eta_3 = 0$	$\dot{u}_3 + 4b_4 + 2u_2^2 + 4u_1u_3 + 4\eta_4 = 0$
\vdots	\vdots	\vdots

Table 1 shows the explicit form of the first few equations in this hierarchy, corresponding to powers of ξ up to cubic.

Remark 1. A few features of hierarchy (45)–(46) are worth a close look:

1. With $u_0 = \dot{X}$ the \dot{u}_0 -equation can be written as

$$\ddot{X} + b_1 + \eta_1 = 0. \quad (47)$$

This relates the acceleration of the wave front (the vacuum boundary) $x = X(t)$ to the slope of the water surface behind it, which is precisely $b_1 + \eta_1$.

2. A truncation of the infinite hierarchy (I)–(II) to some order $n = N$ would correspond to a reduction of the continuum governed by the SWE to a finite number of degrees of freedom dynamics, with η and u being polynomial functions of x , respectively, of order $N + 1$ and N . To this end, it is clear that a necessary condition for this to happen is that the bottom topography be a polynomial of degree N , as opposed to an infinite power series. This is reflected by the structure of the hierarchy (II), which would lose the terms $\{b_n\}$ (generated by the bottom topography for $n > N$) that make equations (II) inhomogeneous. Homogeneity would allow to set the corresponding series coefficients $\{\eta_{n+1}, u_n\}$ to zero if so initially, thereby reducing the power series solutions to mere ξ -polynomials. However, the very same structure of (II) shows that the condition of polynomial bottom profiles in general cannot be sufficient for an exact truncation of the series: even in the absence of the $\{b_n\}$ terms, the equations in hierarchy (II) for $n > N$ are not truly homogeneous, because functions of lower index series coefficient $\{u_n, \eta_n\}$ for $n < N$ enter themselves as inhomogeneous forcing functions in all the remaining $n > N$ infinite system.
3. The case of a quadratic bottom profile,

$$b(x) = c_0 + c_1x + c_2x^2/2 \quad (48)$$

for some constants c_0 , c_1 , and c_2 , say, is clearly special (and often the one considered in the literature). In fact, for this case $b_1 = c_1 + c_2X(t)$, $b_2 = c_2$ (and, of course, $b_n = 0$ for $n > 2$). With null initial data $\eta_{n+1}(0)$ and $u_n(0)$ for $n > 1$, Equations (I)–(II) are consistent with $\eta_{n+1}(t) = 0$ and $u_n(t) = 0$ for $t > 0$, $n > 1$, and hence, the hierarchy truncates to a finite, closed system for the four unknowns $X(t)$, $\eta_1(t)$, $\eta_2(t)$, and $u_1(t)$,

$$\ddot{X} + c_2X + c_1 + \eta_1 = 0, \quad \dot{\eta}_1 + 2u_1\eta_1 = 0, \quad \dot{\eta}_2 + 3u_1\eta_2 = 0, \quad \dot{u}_1 + u_1^2 + 2\eta_2 + c_2 = 0. \quad (49)$$

This *exact* truncation singles out the quadratic case as particularly amenable to complete analysis of solution behavior, as we elaborate in more detail in Section 4 below.

4. For $n = 1$, Equation (I) gives

$$\dot{\eta}_1 + 2u_1\eta_1 = 0; \quad (50)$$

this implies that if the initial conditions are such that $\eta_1(0) = 0$, then $\eta_1(t) = 0$ at all subsequent times, at least for as long as the solution maintains the regularity assumed for the convergence of the power series expressions (4) for all the variables involved. Note that since $\eta(0, t)$ is the layer thickness at the front $\xi = 0$, $\eta_1 = 0$ implies that the derivative of the free surface matches that of the bottom at the dry point, that is, the free surface is tangent to the bottom there.

This last point in Remark 1 plays an important role in the classification and properties of the solutions with vacuum points, to which we turn next. Specifically, we analyze below the two cases $\eta_1 = 0$ and $\eta_1 < 0$ separately; in the literature, these two different cases are commonly referred to as the “nonphysical” and “physical” vacuum points, respectively (see, e.g., Ref. 5), and we will henceforth conform to this terminology.

3.1 | Nonphysical vacuum points

We first consider the case $\eta_1(0) = 0$, for which the water surface is tangent to the bottom at the vacuum boundary. From Equation (47), it follows that the motion of the wave front is solely determined by the bottom shape as a solution to the problem

$$\ddot{X} + b_x(X(t)) = 0, \quad X(0) = x_0, \quad \dot{X}(0) = u_0(0). \quad (51)$$

This equation can be integrated once, to get

$$\frac{\dot{X}^2}{2} + b(X(t)) = \text{constant}. \quad (52)$$

Thus, the motion of a nonphysical vacuum point turns out to be the same as that of a (unit mass) particle located at x in a potential $b(x)$: the particle is repelled by local maxima of the bottom topography, and is attracted by local minima. This motion enters the equations of hierarchy (II) by providing the $\{b_n(t)\}$ terms, which drive the evolution of the u - and η -coefficients by entering their respective equation as prescribed forcing functions of time, because (51) is no longer coupled to the $\{u_n, \eta_n\}$ equations.

The special case of a quadratic form for bottom profiles is further simplified for nonphysical vacuum. In particular, if $c_2 = 0$, that is, the bottom is a straight line, the first equation in system (49) reduces to $\ddot{X} + c_1 = 0$ and the motion of the vacuum point $X(t)$ is that of uniform acceleration. If the bottom has a symmetric parabolic shape, $c_1 = 0$ and the same equation becomes $\ddot{X} + c_2 X = 0$. Thus, the motion of the nonphysical vacuum point $X(t)$ depends on the concavity of the parabolic bottoms: if it is upward, the motion is oscillatory harmonic, whereas if it is downward, the point $X(t)$ is exponentially repelled from the origin at $x = 0$.

For general bottom profiles that can be expressed as (convergent) power series, the case of nonphysical vacuum yields a remarkable property for the infinite hierarchy (I)–(II). When $\eta_1 = 0$, the coupling term $u_2\eta_1$ in Equation (2, I) of Table 1 is suppressed and Equations (1, II) and (2, I) of Table 1 become a *closed* system of two nonlinear differential equations for the two unknowns

$u_1(t)$ and $\eta_2(t)$,

$$\dot{u}_1 + u_1^2 + 2\eta_2 + 2b_2 = 0, \quad \dot{\eta}_2 + 3u_1\eta_2 = 0. \quad (53)$$

As remarked above, the function $b_2(t)$ can be thought of as an assigned time-dependent forcing function, defined by

$$b_2(t) = \frac{1}{2} b_{xx}(X(t)), \quad (54)$$

and hence determined by the solution $X(t)$ satisfying the uncoupled equation (51). System (53) admits an immediate reduction: the first equation is of Riccati type, hence the substitution

$$u_1 = \frac{\dot{\phi}}{\phi} \quad (55)$$

for a new dependent variable $\phi(t)$ allows the reduction of system (53) to a single second-order ODE,

$$\ddot{\phi} + \frac{2C}{\phi^2} + 2b_2\phi = 0, \quad (56)$$

since the $\dot{\eta}_2$ equation can be integrated at once,

$$\dot{\eta}_2 + \frac{3\dot{\phi}}{\phi}\eta_2 = 0 \quad \Rightarrow \quad \eta_2 = \frac{C}{\phi^3}, \quad (57)$$

for some constant C .

Remark 2. A few comments are now in order:

1. A glance at Table (1) and at system (I)–(II) shows that beyond (53), the equations of the hierarchy constitute a recursive system of *linear* differential equations for the index-shifted pair of unknowns $\{u_n, \eta_{n+1}\}$. In fact, the condition $\eta_1 = 0$ eliminates the term containing u_{n+1} from the summation (II) making the system closed at any order n with respect to all the dependent variables up to that order, and, more importantly, past the first equation pair the system is linear, as its coefficients are determined only by the lower index variables u_i, η_j , with $i < n$ and $j < n + 1$. For this reason, the possible occurrence of movable singularities, determined by the initial conditions, is entirely governed by the leading order nonlinear pair of equations (53). (For the present case of nonphysical vacuum, this extends to nonflat bottoms an analogous result in Ref. 8). Thus, the significance of system (53) together with (51) has a “global” reach that extends well beyond that of just the first equations in the hierarchy, as it encapsulates the nonlinearity of the parent PDE, at least within the class of power series initial data with an initial nonphysical vacuum point considered here.
2. If one assumes that u, η , and the bottom topography at the initial time are, in fact, (one-sided) analytic functions admitting the expansion (4), then the Cauchy–Kovalevskaya theorem (see, e.g., Ref. 14) assures that the solution of the initial value problem of system (43) exists and is analytic for some finite time determined by the initial interval of convergence, that is, by the

initial values of the series' coefficients. Depending on these initial data, the maximum time of existence could then be completely determined by the reduced system (53) and (54), because, as per the previous comment, the infinite system of equations past the (u_1, η_2) -pair is linear, and so, its singularities coincide with those of the forcing functions, which, in turn, are entirely determined by this pair.

3. Equation (56) is isomorphic to that of a point (unit) mass subject to a force field $-(2C/\phi^2 + b_2\phi)$, which, in general, will be time-dependent through b_2 . This can have interesting consequences. For instance, the coefficient b_2 can be time-periodic by the choice

$$b(x) = c_0 + \frac{c_2}{2}x^2 + \frac{c_4}{4}x^4, \quad (58)$$

which makes Equation (51) for $X(t)$ that of a Duffing oscillator,¹⁵

$$\ddot{X} + c_2X + c_4X^3 = 0. \quad (59)$$

As well known (see, e.g., Ref. 15), this equation has periodic solutions depending on the constants c_1 and c_2 and on its initial conditions. In this case, for some classes of initial data, Equation (56) can be viewed as that of a parametrically forced nonlinear oscillator, and resonances due to the periodic forcing $b_2(t) = c_2 + 3c_4(X(t))^2$ from the solutions of (59) could arise, which, in turn, could generate nontrivial dynamics. This would further enrich the types of time evolution of PDE solutions supported by this class of bottom profiles with nonphysical vacuum initial data.

4. Depending on initial conditions, bottom topographies with *local* minima, such as in the above case (58) when $c_2 > 0$ and $c_4 < 0$, can lead to an overflow of part of an initially contained fluid into the downslope regions, whose evolution could develop singularities in finite times of the ODE (and so ultimately of the PDE) solutions as an initially connected fluid layer could become disconnected.

Further aspects of the solution behavior of the nonphysical vacuum case, for the special case of a parabolic bottom with an upward concavity, will be characterized in Section 4. Next, we will switch our focus to the case of a physical vacuum, which is significantly different as some of the properties of its nonphysical counterpart cease to hold.

3.2 | Physical vacuum points

The case of “physical” vacuum boundaries is characterized by $\eta_1(0) \neq 0$. When this condition holds, Equation (47) is no longer sufficient to determine the motion of the wave front $X(t)$ and the whole hierarchy of Equations (I)–(II), for the unknowns $X(t), \{u_n(t), \eta_n(t)\}, n = 0, 1, \dots$ is now completely coupled. Indeed, at any given integer n , (I)–(II) involve variables of order $n + 1$. Thus, the wave front approach appears to be less effective to study physical vacuum points. This issue was not present in the setup of Gurtin of Section 2, where the wave propagated over a constant state background. Indeed, whether it was $\zeta_1 = 0$ or $\zeta_1 \neq 0$, the wave front expansion was always sufficient to determine the motion of the wave front $X(t)$. The reason for this discrepancy is the lack of information about the function $u_0(\tau)$, now treated as a variable. This is in contrast with the previous case of nonphysical vacuum: the continuity requirement on the solution at the wave

front implied that $u_0(\tau) = 0$. However, the same argument cannot be invoked again here. Indeed, there is no preferential way to assign the velocity field in the dry region. Moreover, even if appeal to continuity were to be made to guide a possible choice, the resulting velocity field would necessarily become discontinuous across the vacuum boundary.

This result, already proved in Ref. 9 (§3.2) for a horizontal bottom, is extended here to more general topography: if the water surface is analytic and transverse to the bottom at the vacuum point $x = X(t)$, that is, $\eta_1 \neq 0$, and the velocity field u is initially continuous, then u becomes discontinuous at $x = X(t)$ for any $t > 0$. To see this, consider the Taylor expansion of the velocity field for the wave front in the vacuum region $\xi > 0$,

$$u|_{\xi>0} = u'_0(\tau) + u'_1(\tau)\xi + u'_2(\tau)\xi^2 + \dots, \quad u'_k(\tau) = \lim_{\xi \rightarrow 0^+} \frac{1}{k!} \frac{\partial^k u}{\partial \xi^k}(\xi, \tau), \quad (60)$$

whose coefficients evolve in time according to

$$\dot{u}'_n + (n+1)b_{n+1} + \sum_{k=1}^n k u'_k u'_{n+1-k} = 0. \quad (\text{II}')$$

For $n = 0$, (II) and (II') yield

$$b_1 + \eta_1 + \dot{u}_0 = 0, \quad b_1 + \dot{u}'_0 = 0, \quad (61)$$

and these two equations together imply

$$\frac{d[[u]]}{dt} = \dot{u}'_0 - \dot{u}_0 = \eta_1 \neq 0, \quad (62)$$

where $[[u]] \equiv u'_0 - u_0$ denotes the jump of the velocity field. Thus, the graph of the velocity jump $[[u]](t)$ is never tangent to the curve $[[u]] = 0$. Moreover, since η_1 has constant sign (it is negative in the situation considered so far), the velocity jump $[[u]](t)$ can vanish only once in a simple zero. Hence, adjusting for a possible time shift, we see that the discontinuity of the velocity field at the vacuum/dry point has to emerge at $t = 0^+$. Another way of stating this result is that a shock wave always forms at a physical vacuum point for the velocity-like component of the system. However, as pointed out in Ref. 9, this is a nonstandard kind of shock. Besides being uncoupled to the other dependent variable (in this case the water surface that maintains its initial continuity for a nonzero time interval), it also does not involve dissipation of conserved quantities, in general. It is indeed not too difficult to verify that the Rankine–Hugoniot conditions for mass, momentum, and energy are all satisfied at the same time for this nonstandard shock.

4 | PARABOLIC SOLUTIONS

As mentioned in Remark 1 above, if the graph of the bottom topography is a polynomial of at most second degree, the SWEs (1) admit a special class of explicit solutions that can be obtained by an exact truncation of the hierarchy (I)–(II). This result can be cast in different light by working directly with (1) and seeking solutions by self-similarity. With a quadratic bottom topography, similarity quickly leads to the ansatz of a quadratic form for η and a linear one for u , as direct

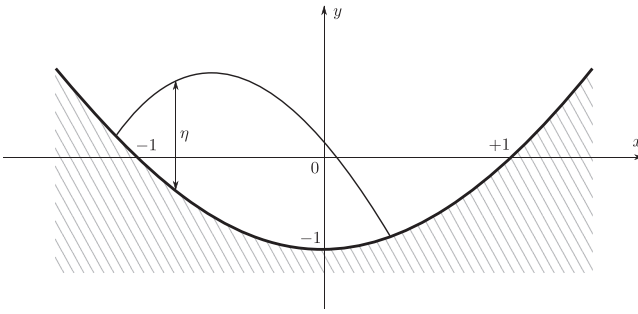


FIGURE 7 Schematic of the parabolic solution (63) for $\gamma_0 < 0$. The water surface intersects the bottom at a couple of distinct dry/physical-vacuum points and the fluid domain is compact

inspection shows that these forms would be maintained by the evolution governed by (1), provided that the polynomial coefficients evolve appropriately in time. With this in mind, it is convenient to seek solutions of (1) in the form

$$\eta(x, t) = \mu(t) + \gamma(t)(x - \beta(t))^2, \quad u(x, t) = \delta(t) + \alpha(t)(x - \beta(t)) \quad (63)$$

(see Figure 7 for a schematic). Solution ansatz of this form were considered for the flat bottom case by Ovsyannikov¹⁶ and extended by Thacker¹⁷ to a parabolic bottom and three-dimensions. Expression (63) is advantageous for the study of system's (1) behavior in the vicinity of a dry point.^{7-9,13} The polynomial coefficients are chosen so that the location $x = \beta(t)$ is the critical point of the function $\eta(\cdot, t)$, whereas $\mu(t)$ is the corresponding critical magnitude, that is, $\beta(t)$ and $\mu(t)$ are defined by

$$\left. \frac{\partial \eta}{\partial x} \right|_{x=\beta(t)} = 0, \quad \mu(t) = \eta(\beta(t), t). \quad (64)$$

Furthermore, a simple calculation⁷ shows that $x = \beta(t)$ coincides with the (horizontal) position of the center of mass of the fluid layer.

The self-similar nature of these solutions, termed of the *second kind*,¹⁸ is shown to be related to the scale invariance of system (1)⁷ (a complete account of symmetries and conservation laws for the shallow water system with a variable bottom can be found in Ref. 19). The relation between the form (63) and that of the truncated hierarchy to the (u_1, η_2) pair (4) for u and η is as follows (recall that γ can be negative):

$$X(t) = \beta(t) + \sqrt{\frac{\mu(t)}{|\gamma(t)|}}, \quad \eta_1(t) = -2\sqrt{|\gamma(t)|\mu(t)}, \quad \eta_2(t) = \gamma(t), \quad (65)$$

$$u_0(t) = \delta(t) + \alpha(t)\sqrt{\frac{\mu(t)}{|\gamma(t)|}}, \quad u_1(t) = \alpha(t). \quad (66)$$

(Here, of the two physical-vacuum points $X(t) = \beta(t) \pm \sqrt{\mu(t)/|\gamma(t)|}$, we have chosen to work with the one to the right to conform with the definitions of Section 3.)

For simplicity, in what follows the form

$$b(x) = x^2 - 1, \quad (67)$$

for the bottom topography will be assumed, that is, choose $c_0 = -1$, $c_1 = 0$ and $c_2 = 1$ in (48). Plugging expressions (63) into the SWE (1) yields the following system of ODEs for the time-dependent coefficients

$$\dot{\alpha} + \alpha^2 + 2\gamma + 2 = 0, \quad \dot{\gamma} + 3\alpha\gamma = 0, \quad \dot{\mu} + \alpha\mu = 0, \quad (68)$$

$$\dot{\beta} = \delta, \quad \dot{\delta} + 2\beta = 0. \quad (69)$$

These equations also follow directly from their series coefficient counterparts (49), of which they mirror the general structure, and from definitions (65). However, in this new set of variables, the last two equations of system (69) for the pair β, δ are uncoupled from the first three equations of the ODE for variables α, γ , and μ , where the nonlinearity of the system is concentrated. The former are simply the equations of a harmonic oscillator in the variables β and δ , with δ then being the velocity $\dot{\beta}$ of the center of mass. Thus, for this parabolic topography, the center of mass β oscillates harmonically about the origin with period $T = \pi\sqrt{2}$. Furthermore, the nonlinear behavior of the system is entirely captured by the $\dot{\alpha}$ and $\dot{\gamma}$ equations, because the evolution of μ is slaved to that of α . The possible occurrence of a finite-time singularity is thus governed by the coupled (α, γ) pair. It is easy to check that the quantity

$$H = \frac{\alpha^2 - 4\gamma + 2}{2\gamma^{2/3}} \quad (70)$$

is a constant of motion for system (69), and can be used to characterize the dynamics in the (α, γ) -plane.

As noted in Ref. 7, the H in (70) is indeed a Hamiltonian function for the (α, γ) dynamics with respect to a noncanonical Poisson structure. With the change of variables

$$q = \frac{1}{\gamma^{1/3}}, \quad p = \frac{\alpha}{\gamma^{1/3}}, \quad (71)$$

the (α, γ) dynamics is governed by the canonical system

$$H = \frac{p^2}{2} + q^2 - \frac{2}{q} \equiv \frac{p^2}{2} + U(q) \quad \Rightarrow \quad \dot{q} = \frac{\partial H}{\partial p} = p, \quad \dot{p} = -\frac{\partial H}{\partial q} = -\frac{dU}{dq} = -\left(2q + \frac{2}{q^2}\right), \quad (72)$$

that is, that of the one-dimensional dynamics of a point mass subject to a (conservative) force with potential $U(q)$. Note that this yields the same equation as (56) when $b_2 = 2$ and $C = 1$. The analysis of such systems is straightforward, and we summarize here the main points. The phase portrait of system (72) is depicted in Figure 8. The vertical asymptote at $q = 0$ separates the (q, p) phase plane into two regions $q < 0$ and $q > 0$, corresponding to the curvature γ 's sign, which is hence preserved by the time evolution. The initial data $\alpha(0) = \alpha_0$ and $\gamma(0) = \gamma_0$ for the first pair of ODEs in (69) select the constant, E say, of the corresponding energy level set, that is, $H(q, p) = E$, and if $E > \min_{q < 0} U(q) = 3$, the value of U at the stationary point $U'(q) = 0$ for $q = -1$, two different evolutions are possible: bounded periodic orbits for $q < 0$ (and hence $\gamma_0 < 0$) and open orbits with asymptote $q \rightarrow 0^+$, $p \rightarrow \infty$, for $q > 0$ (and hence $\gamma_0 > 0$ and $\gamma \rightarrow +\infty$). If $E < 3$, only open orbits are possible for initial conditions with $q > 0$ (i.e., $\gamma_0 > 0$). Close to the fixed point $q = \gamma = -1$ and $p = \alpha = 0$, the periodic motion is approximately harmonic with frequency $\sqrt{U'''(-1)} = \sqrt{6}$,

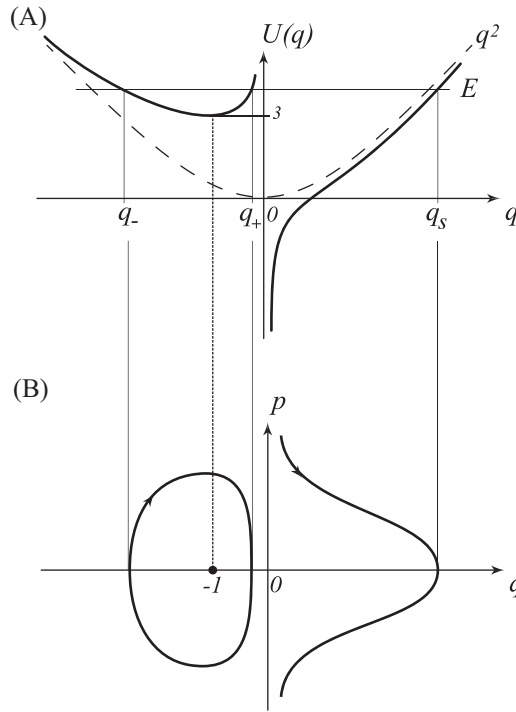


FIGURE 8 Sketch of the energy selection, (A), and phase plane portrait, (B), of the (q, p) dynamics (72). There is only one (stable) equilibrium at $(q, p) = (-1, 0)$. When $E > 3$, orbits with $q < 0$ ($\gamma < 0$) are closed periodic cycles with $q \in [q_-(E), q_+(E)]$ around the equilibrium point, whereas orbits with $q > 0$ ($\gamma > 0$) are open and attracted to the origin $q \rightarrow 0^+$ ($\gamma \rightarrow +\infty$), $q \in (0, q_s(E)]$. When $E < 3$, only open orbits exist with $q \in (0, q_s(E)]$. Here $q_{\pm}(E)$ and $q_s(E)$ are, respectively, the two negative and the positive real roots $U(q) = E$, which exist for $E > 3$. For $E < 3$, only one real (positive) root exists

whereas for generic admissible energy levels E , the period is

$$T' = 2 \int_{q_-(E)}^{q_+(E)} \frac{dq}{\sqrt{2(E - U(q))}}, \quad (73)$$

where $q_-(E) < q_+(E) < 0$ are the two (negative) roots of $U(q) = E$.

In general, the solution $q(t)$ is expressed implicitly by

$$t - t_0 = \pm \int_{q(E)}^q \frac{dq'}{\sqrt{2(E - U(q'))}}, \quad (74)$$

and constructed by quadratures in terms of elliptic functions in the various cases picked by initial data, because the potential $U(q)$ leads to a cubic equation for the roots of $U(q) = E$, with the appropriate interpretation of the branch choice and the “base” root $q(E)$. Our ultimate aim is to reconstruct the time dependence of the curvature function $\gamma(t)$, and it is convenient to change variable in the integrand to fix the location of the base root making it independent of the initial data. Further, setting $t_0 = 0$ and $p(0) = 0$, the energy level E can be expressed as a function of the

initial curvature $\gamma(0) = \gamma_0$,

$$E = (1 - 2\gamma_0)/\gamma_0^{2/3}, \quad (75)$$

a relation that can be made one-to-one by confining γ_0 to the interval $(-1, 0)$. Thus, all periodic orbits can be parametrized by an initial condition $\gamma_0 \in (-1, 0)$ with $\alpha_0 = 0$. Changing variables by

$$q = \frac{1}{\gamma_0^{1/3}\sigma} \Rightarrow \sigma = \left(\frac{\gamma}{\gamma_0}\right)^{\frac{1}{3}}, \quad (76)$$

the implicit form of the solution becomes

$$t = \pm \int_1^\sigma \frac{ds}{\sqrt{4\gamma_0 s^5 + 2(1 - 2\gamma_0)s^4 - 2s^2}} = \pm \int_1^\sigma \frac{ds}{s\sqrt{4\gamma_0(s-1)(s-\sigma_+)(s-\sigma_-)}}, \quad (77)$$

with the roots σ_\pm given by

$$\sigma_\pm = \frac{-1 \pm \sqrt{1 - 8\gamma_0}}{4\gamma_0}. \quad (78)$$

The quadrature expression for (77) in terms of elliptic functions is

$$t = \pm \frac{g}{2\sqrt{|\gamma_0|}} \left(\frac{1}{\sigma_+} F(\phi, k) + \left(1 - \frac{1}{\sigma_+}\right) \Pi(\phi, n, k) \right). \quad (79)$$

Here, the roots of the elliptic integral are such that $\sigma_+ < 1 < \sigma_-$ (and σ_+ is negative) when $\gamma_0 < 0$, whereas for $\gamma_0 > 0$ the roots σ_\pm are either real or complex conjugate with negative real part; $F(\phi, k)$ and $\Pi(n; \phi, k)$ are the incomplete elliptic integrals of the first and third kind,²⁰ respectively, and their arguments are

$$g = \frac{2}{\sqrt{\sigma_- - \sigma_+}}, \quad k = \sqrt{\frac{\sigma_- - 1}{\sigma_- - \sigma_+}}, \quad n = \sigma_+ k^2, \quad \sin \phi = \sqrt{\frac{1}{k} \frac{\sigma_- - 1}{\sigma_- - \sigma_+}}. \quad (80)$$

4.1 | The sloshing solution

When $\gamma_0 < 0$, the physical system consists of a water “drop” of finite mass, sloshing within a parabolic-shaped bottom (see Figure 7). The fluid domain is compact at all times, and is bounded by two physical vacuum points. The solution is globally defined and no singularities develop in time. As already noticed, the motion in the (α, γ) -plane is periodic with period T' , given by (73), whose quadrature expression in terms of elliptic integrals is given by (79) by setting $\sigma = \sigma_-$,

$$T' = \frac{2}{\sqrt{|\gamma_0|}\sqrt{\sigma_- - \sigma_+}} \left(\frac{1}{\sigma_+} F\left(\frac{\pi}{2}, k\right) + \left(1 - \frac{1}{\sigma_+}\right) \Pi\left(\frac{\pi}{2}, n, k\right) \right). \quad (81)$$

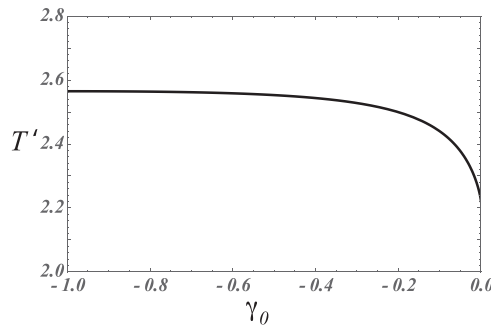


FIGURE 9 Graph of the period T' (81) as a function of γ_0 . The small amplitude oscillations, corresponding to an almost flat water surface with $\gamma_0 \approx -1$, are quasi-isochronous with period $\pi\sqrt{2/3} \approx 2.56$. For larger amplitudes, corresponding to orbits selected by the limit $\gamma_0 \rightarrow 0$, the period decreases to the lower bound value $\pi/\sqrt{2} \approx 2.22$

As a function of γ_0 , the graph of the period T' is depicted in Figure 9, where we can see that T' lies in the interval $(\pi/\sqrt{2}, \pi\sqrt{2/3})$. The five dependent variables that parametrize the self-similar solutions are naturally arranged in the triplet (α, γ, μ) and doublet (β, δ) , whose dynamics can be viewed as representing that of a two (uncoupled) degree-of-freedom mechanical system. From this viewpoint, as mentioned in Remark 2, the self-similar solutions can be interpreted as a reduction of the infinite number of degrees of freedom, or modes, of the wave-fluid continuum to just two. Only one of these degrees of freedom (that corresponding to the triplet (α, γ, μ)) captures the nonlinearity of the original PDE, with the period of oscillation being a function of the mechanical system's initial conditions (and hence energy). Thus, for generic initial data, the nonlinear period T' given by (81) cannot be expected to be a rational multiple of that of the linear center-of-mass oscillator, $T = \pi\sqrt{2}$, and the oscillations of the fluid system will be quasiperiodic. Of course, in general, the fluid continuum admits infinitely many configurations sharing the same position of the center of mass, and this lack of periodicity can be seen as a “legacy,” in this simple setting of self-similar solutions, of the original continuum dynamics. Nonetheless, given the initial condition dependence of the period T' and its consequence on the continuum of values that this can attain, we can expect to have infinitely many initial configurations with periodic evolutions when $T' = mT/n$ for some integers m and n .

The oscillatory motion of the full fluid layer is exemplified in Figure 10 and in animations provided in the Supporting Information (see also, among recent papers on the subject, Ref. 21 where the authors study the particular case of sloshing solutions where the free surface over a parabolic bottom is a straightline segment at all times). At the fixed point $(\gamma_0, \alpha_0) = (-1, 0)$, the free surface is a straight segment with slope $2\beta(t)$ oscillating sinusoidally, with the end points sliding along the parabolic boundary. In a neighborhood of this fixed point, the curvature γ undergoes small amplitude oscillations with frequency $\sqrt{U''(-1)} = \sqrt{6}$, hence the upper bound for the period T' . The lower bound can be obtained explicitly by the asymptotic of large amplitude oscillations corresponding to $\gamma_0 \rightarrow 0^-$; in fact, in this limit, the integral in (77) becomes asymptotically

$$T' \sim \sqrt{2} \int_1^\infty \frac{ds}{s\sqrt{s^2-1}} = \frac{\pi}{\sqrt{2}} \quad \text{as } \gamma_0 \rightarrow 0^-. \quad (82)$$

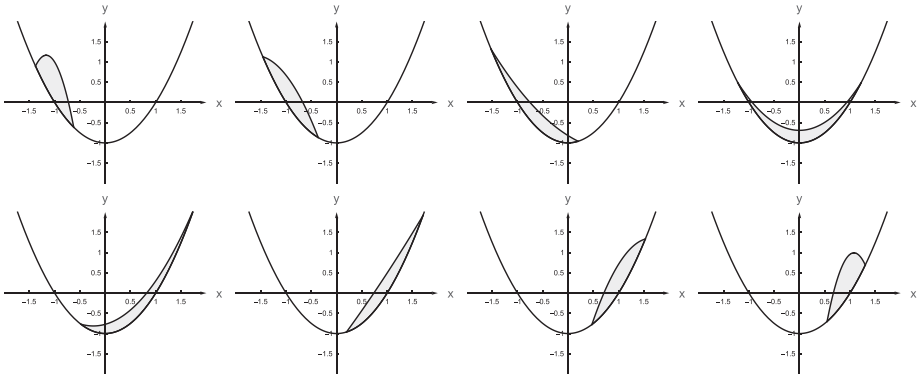


FIGURE 10 Sample motion of a water mass sloshing inside a parabolic-shaped bottom. The snapshots depict one oscillation of the curvature, that is, $0 \leq t \leq T'$. The motion is started from rest, that is, $\alpha_0 = 0, \delta_0 = 0$, with a water surface specified by $\gamma_0 = -7, \mu_0 = 1, \beta_0 = -1$. The snapshots correspond to times $t = 0, 0.30, 0.60, 1.11, 1.60, 2.00, 2.22, 2.50$. The second to last frame corresponds to half of the sloshing (center-of-mass) period T , which should be compared to the last frame taken at the time of (curvature) period $t = T'$ (specularly symmetric with respect to y -axis to the frame at $t = 0$)

Note that the two periods T and T' of the center of mass and the water surface curvature achieve the lowest order rational relation in this limit of large oscillations, because we have

$$T' \rightarrow \frac{T}{2} \quad \text{as } \gamma_0 \rightarrow 0^-. \quad (83)$$

In fact, in this limit, the free surface approaches a Dirac-delta function shape at the end points of the γ oscillation, which necessarily makes the center of mass coincide with the support of the delta function; this explains the subharmonic resonance expressed by (83) as $\gamma_0 \rightarrow 0^-$. Of course, some of these considerations have to be interpreted with an eye on the physical validity of the long wave model in the first place. When the evolution lies outside of the long-wave asymptotics used for the model's derivation, some of the solutions presented here could at most be expected to provide an illustration of trends in the actual dynamics of water layers. Note, however, that the robustness of the predicting power of these shallow water models can go beyond their strict asymptotic validity, as established by comparison with experiments and direct numerical simulations of the parent Euler system (see, e.g., Refs. 13, 22).

4.2 | The blowup solution

When $\gamma_0 > 0$, the parabolic water surface has positive curvature with magnitude larger than that of the bottom. Given the definition (63) of the layer thickness $\eta(x, t)$, this means that whenever $\mu < 0$, the possibility of a dry region exists, that is, the water surface intersects the bottom at a pair of points, which can merge in a limiting case as shown in Figure 11. As in the previous section, the motion of the “center of mass” $x = \beta(t)$ is still oscillatory, with period $T = \sqrt{2}\pi$, though the notion of mass for these unbounded solutions needs to be generalized. On the other hand, the solution of system (69) is unbounded in the γ, α components. Viewed from the equivalent variables q, p , the interpretation of the dynamics set by the force potential $U(q)$ immediately shows that the

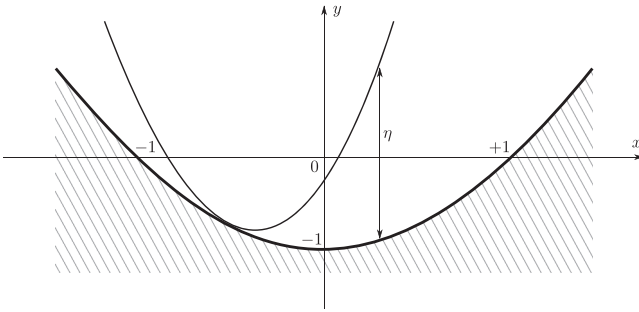


FIGURE 11 A schematic of the parabolic solution (63) for $\gamma_0 > 0$ and $\mu_0 = 0$. The water surface is tangent to the bottom at a single nonphysical vacuum point, $x = \beta(t)$

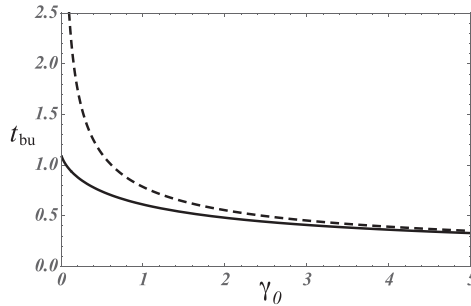


FIGURE 12 Graph of the blowup time (84) versus γ_0 for parabolic bottom $b(x) = x^2 - 1$ (solid), compared to its counterpart $\pi/(4\sqrt{\gamma_0})$ (dash) for the flat bottom case with positive initial γ_0 (see Ref. 13, § 2)

blowup of $\gamma(t)$ must occur in finite time. In fact, U gives rise to an attractive “gravity-like” force that diverges as $\sim -2q^{-2}$ in the limit $q \rightarrow 0^+$; this leads to $q \rightarrow 0^+$ and hence $\gamma(t) \rightarrow \infty$ in finite time starting from any finite initial condition $q_0 > 0$, $p_0 = 0$. Note that an “escape velocity” does not exist in this gravitational force analogy, owing to the presence of the confining term $-q^2$ in the full expression of U , so that the “plunge” into the origin $q = 0$ will occur for any initial finite $p_0 \neq 0$. Also, note that the collision with the center of attraction at $q = 0$ can be continued in time, by prolonging the trajectory so that p jumps from $-\infty$ to $+\infty$, which effectively “closes” the orbits in right half phase-plane $q > 0$ and makes them degenerate oscillations, with an infinite jump in the momentum-like variable at $q = 0$.

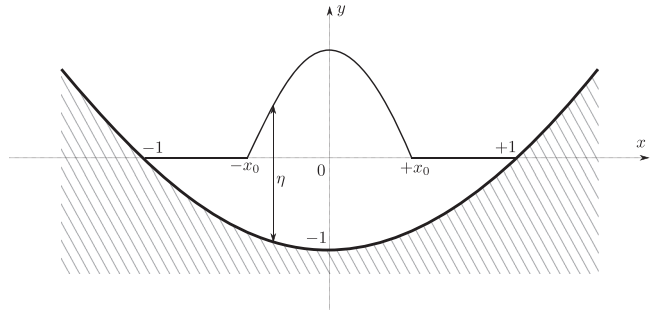
Just as for the period of the oscillatory solutions, the blowup time counterpart has a closed-form expression in terms of elliptic functions,

$$t_{bu} \equiv \int_1^{+\infty} \frac{ds}{s\sqrt{2(s-1)(2\gamma_0 s^2 + s + 1)}} = -\frac{1}{\sqrt{\gamma_0} \sigma_- \sqrt{1-\sigma_-}} \left\{ -F\left(\frac{\pi}{2}, k\right) + \Pi\left(n; \frac{\pi}{2}, k\right) \right\}, \quad (84)$$

which leads to the dependence on the initial curvature γ_0 , as shown in Figure 12, where it is compared with the blowup time for the case of flat bottom discussed in Ref. 13. Once again, limits $\gamma_0 \rightarrow 0^+$ and $\gamma_0 \rightarrow \infty$ can be analyzed, either directly from the integral or from known asymptotics of elliptic functions in (84), and it can be shown that

$$t_{bu} \sim \frac{\pi}{2^{3/2}} \text{ as } \gamma_0 \rightarrow 0^+, \quad \text{and} \quad t_{bu} \sim \frac{\pi}{4\sqrt{\gamma_0}} \text{ as } \gamma_0 \rightarrow \infty. \quad (85)$$

FIGURE 13 Sketch of piecewise initial conditions (89) for the water surface. A parabolic part is placed in the middle, and is continuously connected with a constant state at the sides through the singular points $x = \pm x_0$



4.3 | Piecewise parabolic solutions

As an example of application of the methods described in Section 2.1, we consider here a particular class of piecewise initial conditions,^{8,9,13} whereby the fluid velocity is everywhere null, and the water surface is composed by a centered parabola continuously connected with a constant state on both sides (see Figure 13):

$$\zeta(x, 0) = \begin{cases} 0 & \text{for } -1 < x < -x_0 \\ \zeta_{\text{in}}(x) & \text{for } -x_0 \leq x \leq +x_0, \\ 0 & \text{for } +x_0 < x < +1 \end{cases} \quad (86)$$

where

$$\zeta_{\text{in}}(x) = (\gamma_0 + 1)(x^2 - x_0^2). \quad (87)$$

Due to the symmetry of this configuration, we can restrict our attention to the right semiaxis $x > 0$. Immediately after the initial time, the corner at $x = x_0$ bifurcates into a couple of new derivative discontinuity points $X_\ell(t)$, $X_r(t)$, as described in Section 2.1. These points enclose the region which we called the *shoulder* (see again Figures 2 and 3). Equation (B23), reported here for convenience,

$$\zeta_1(x) = \frac{(b(x_0)/b(x))^{3/4}}{\zeta_1(x_0)^{-1} + \frac{3}{2}(-b(x_0))^{3/4}I(x)}, \quad (88)$$

can be used to predict the onset of a shock at the wave front $x = X_r(t)$. This equation describes the slope of the water surface ζ_1 immediately behind the wave front position, as it progresses toward the shoreline located at $x = 1$. The appropriate initial condition (7), using (17) in the shoulder region implies

$$\zeta_1(x_0) = \frac{\zeta'_{\text{in}}(x_0)}{2}. \quad (89)$$

The integral $I(x)$ is defined in (B22) and turns out to diverge when $x \rightarrow 1^-$, that is,

$$I(x) = \int_{x_0}^x (1 - \xi^2)^{-7/4} d\xi \rightarrow +\infty \quad \text{as } x \rightarrow 1^-. \quad (90)$$

As $\zeta_1(x_0)$ in (89) is negative, the denominator of (88) will vanish for some $x_0 < x_{\text{sh}} < 1$. This signifies that the wave front will always break before reaching the shoreline. This result extends the one for a moving front of Gurtin,³ and holds for any regular bottom shape provided that the integral (B22) diverges.

In this example, the wave front motion $X_r(t)$ can be obtained in closed form by solving (8), which now reads

$$\dot{X}_r = \sqrt{1 - X_r^2}, \quad X_r(0) = x_0, \quad (91)$$

and has solution

$$X_r(t) = \sin(\arcsin(x_0) + t) = x_0 \cos t + \sqrt{1 - x_0^2} \sin t. \quad (92)$$

Note that $x = X_r(t)$ monotonically advances toward the shoreline $x = 1$, and its speed \dot{X}_r tends to zero for $X_r \rightarrow 1$. The shock time for the wave front can be computed as

$$t_{\text{sh}} = \arcsin(x_{\text{sh}}) - \arcsin(x_0). \quad (93)$$

It is worth remarking that (93) is an upper bound on the maximal interval of definition of the continuous solution arising from the initial conditions (86). Indeed, it is by no means certain for general initial data that the solution maintains smoothness up to t_{sh} and an earlier shock does not develop in the internal part of the shoulder region. However, regardless of the details of the initial data, the above argument assures that a shock will always develop at the wave front location for $t = t_{\text{sh}}$.

Next, we focus on the asymptotic behavior of the shock location x_{sh} when $x_0 \rightarrow 1^-$. We consider a sequence of initial conditions with the singular point x_0 approaching the shoreline $x = 1$. Throughout this limit procedure, we allow for a sequence of initial values $\gamma_0, \zeta_{\text{in}}(0)$ such that the initial slope $\zeta_1(x_0)$ of the parabola, given by (89), is held constant. If $x_0 \rightarrow 1^-$ (and consequently $x \rightarrow 1^-$), we can derive an asymptotic estimate for the integral (90): with the shifted variable $s = 1 - \xi$, which tends to zero in this limit, integral (90) can be approximated by

$$I(x) = \int_{1-x_0}^{1-x} \frac{ds}{[s(2-s)]^{7/4}} \sim \frac{2^{1/4}}{3} \{(1-x)^{-3/4} - (1-x_0)^{-3/4}\}. \quad (94)$$

The asymptotic estimate for the shock position x_{sh} is obtained by replacing $I(x)$ with this estimate. Thus, for $x_0 \rightarrow 1^-$, we have

$$(1 - x_{\text{sh}})^{-3/4} - (1 - x_0)^{-3/4} + 2^{3/4} \zeta_1(x_0)^{-1} (-b(x_0))^{-3/4} \sim 0. \quad (95)$$

The bottom topography is approximately

$$-b(x_0) = (1 - x_0^2) \sim 2(1 - x_0) \quad \text{as } x_0 \rightarrow 1^-. \quad (96)$$

Equation (95) then simplifies to

$$1 - x_{\text{sh}} - (1 - \zeta_1(x_0)^{-1})^{-4/3} (1 - x_0) \sim 0 \quad \text{as } x_0 \rightarrow 1^-. \quad (97)$$

Finally, as $\zeta_1(x_0)$ is constant throughout the limit procedure, it follows that

$$(1 - x_{\text{sh}}) \sim (1 - x_0) \quad \text{as } x_0 \rightarrow 1^-. \quad (98)$$

Hence, the shock position approaches the value 1 at the same asymptotic rate as x_0 .

According to (93) and (98), the shock time t_{sh} tends to zero in the limit $x_0 \rightarrow 1^-$. On the other hand, the limit configuration of (89) corresponds to the situation already encountered in Section 4.1, where the parabolic surface intersects the bottom at $x = \pm x_0$ and the constant parts are not present. This observation suggests that this limiting initial configuration gives rise to a shock immediately after the initial time $t = 0$. This is a reasonable conclusion if interpreted in light of Section 3.2. Indeed, as seen in that section, the velocity field becomes discontinuous immediately after the initial time. On the other hand, as noted in Section 4.1, the water surface does not suffer from the same discontinuity, and for this reason the shock that arises has to be regarded as nonstandard.⁹ This phenomenon is related to the mixed character of the shallow water system, which is locally parabolic at a dry point. These nonstandard shocks do not share many of the classic properties of their fully hyperbolic counterparts. For example, a whole infinite family of conserved quantities is also conserved across these shocks⁹ (with the possible exception of the u -conservation only).

5 | CONCLUSIONS AND FUTURE DIRECTIONS

We have discussed several aspects of nonsmooth wave front propagation in the presence of bottom topography, including the extreme case of vacuum/dry contact points, within the models afforded by long wave asymptotics and their hyperbolic mathematical structure. A notable extension of the flat bottom results in our previous work has been derived, in particular the finite time global catastrophe formation when the relative curvature of the interface with respect to that of the bottom is sufficiently large. A detailed characterization of the evolution of initial data singularities has been presented; in particular, in the case of vacuum points and quadratic bottom topographies, we have illustrated this time evolution by closed-form expressions derived by identifying a class of exact self-similar solutions. As in the flat bottom case,⁸ these self-similar exact solutions acquire a more general interpretation for entire classes of initial data, those that can be piecewise represented by analytic functions and admit nonphysical vacuum dry points, whereby the surface is tangent to the bottom at the contact point(s). In this case, a reduction of the PDE to a finite number of degrees of freedom mechanical system is possible, and this captures the whole nonlinear behavior in the hierarchy of equations for the power-series coefficient evolutions. An interesting consequence of this analysis, which we will pursue in future work, is the classification of the dynamics, within the reduced dynamical system, for polynomial bottom profiles of order higher than quadratic. These profiles inject time-dependent drivers in the reduced system, which can lead to resonances and thus has implications for integrability of the full PDE evolution. Also being investigated is a notable application of our results to illustrate the transition from the nonphysical vacuum regime to the physical one, which appears to be not yet fully understood²³. The opposite transition from physical to nonphysical vacuum regimes seems to be more approachable as exemplified in Ref. 9, where the authors find the explicit local behavior of the transition in the flat bottom case.

On the more physical level, much remains to be done to include other relevant effects. First, the presence of surface tension and its dispersive mathematical features can naturally be expected to

play a significant role in regularizing the singular behaviors we have encountered. In particular, it is of interest to examine the precise role of dispersive dynamics vis-à-vis the regions dominated by hyperbolic regimes such as the “shoulders” we have identified in Section 2.1. In particular, the transition between hyperbolic and dispersive dominated dynamics, which can be expected to occur when the typical Froude number of the flow $|u|/\sqrt{g|\eta|}$ nears unity (see, e.g., Ref. 24), would modify the shoulders’ generation and evolution, which could require developing an intermediate model for such a study. Further extension to stratified systems with two or more layers of different densities is also of interest, and in the special case of two-layer fluids in Boussinesq approximation our results can be applied almost directly, thanks to the map to the shallow water system (paying attention to the additional subtleties caused by the map’s multivaluedness).^{16,25}

Finally, we remark that our investigation within one-dimensional models can be generalized to higher dimensions where, however, even for a flat bottom topography, Riemann invariants may not exist, and hence, some of the progress would have to rely on numerical assistance for extracting detailed predictions from the models. This would extend the two-dimensional topography results in Ref. 17 by connecting self-similar “core” solutions to background states via the analog of “shoulder” simple waves, similar to what we have done in our work here and elsewhere. Further, the complete analysis in three-dimensional settings should include classifications and time estimates of gradient catastrophes. Thus, a priori estimates on the time of gradient blowup²⁶ for hyperbolic one-dimensional systems should be extended to higher dimensions, with the core blowup of the self-similar solutions providing an upper bound for more general initial conditions. These and other issues will be pursued in future work.

ACKNOWLEDGMENTS

We thank the anonymous referees for useful suggestions on the paper’s exposition and for alerting us to references.^{17,21,24} This project has received funding from the European Union’s Horizon 2020 research and innovation program under the Marie Skłodowska-Curie grant no 778010 *IPaDEGAN*. We also gratefully acknowledge the auspices of the GNFM Section of INdAM under which part of this work was carried out. RC thanks the support by the National Science Foundation under grants RTG DMS-0943851, CMG ARC-1025523, DMS-1009750, DMS-1517879, DMS-1910824, and by the Office of Naval Research under grants N00014-18-1-2490 and DURIP N00014-12-1-0749. MP thanks the Department of Mathematics and its Applications of the University of Milano-Bicocca for its hospitality.

ORCID

G. Ortenzi  <https://orcid.org/0000-0003-2192-6737>

M. Pedroni  <https://orcid.org/0000-0002-7358-0945>

REFERENCES

1. Carrier GF, Greenspan HP. Water waves of finite amplitude on a sloping beach. *J Fluid Mech.* 1958;4:97-109.
2. Greenspan HP. On the breaking of water waves of finite amplitude on a sloping beach. *J Fluid Mech.* 1958;4:330-334.
3. Gurtin ME. On the breaking of water waves on a sloping beach of arbitrary shape. *Quart Appl Math.* 1975;33:187-189.
4. Coutand D, Shkoller S. Well-posedness in smooth function spaces for the moving boundary 1-D compressible Euler equations in physical vacuum. *Commun Pure Appl Math.* 2011;64:328-366.
5. Liu TP. Compressible flow with damping and vacuum. *Japan J Ind Appl Math.* 1996;13:25-32.

6. Liu TP, Smoller JA. On the vacuum state for the isentropic gas dynamics equations. *Adv Appl Math*. 1980;1:345-359.
7. Camassa R, Falqui G, Ortenzi G, Pedroni M. On the geometry of extended self-similar solutions of the airy shallow water equations. *SIGMA*. 2019;15.
8. Camassa R, Falqui G, Ortenzi G, Pedroni M, Pitton G. Singularity formation as a wetting mechanism in a dispersionless water wave model. *Nonlinearity*. 2019;32:4079-4116.
9. Camassa R, Falqui G, Ortenzi G, Pedroni M, Pitton G. On the “Vacuum” Dam-Break Problem: exact solutions and their long time asymptotics. *SIAM J Appl Math*. 2020;80:44-70.
10. Moodie TB, He Y, Barclay DW. Wavefront expansions and nonlinear hyperbolic waves. *Wave Motion*. 1991;14:347-367.
11. Whitham GB. *Linear and Nonlinear Waves*. Wiley; 1999.
12. Rybkin A, Nicolsky D, Pelinovsky E, Buckel M. The generalized Carrier-Greenspan transform for the shallow water system with arbitrary initial and boundary conditions. *Water Waves*. 2020. <https://doi.org/10.1007/s42286-020-00042-w>
13. Camassa R, Falqui G, Ortenzi G, Pedroni M, Thomson C. Hydrodynamic models and confinement effects by horizontal boundaries. *J Nonlinear Sci*. 2019;29:1445-1498.
14. Evans LC. *Partial Differential Equations*. American Mathematical Society; 1998.
15. Sanders JA, Verhulst F. *Averaging Methods in Nonlinear Dynamical Systems*. Springer; 1985.
16. Ovsyannikov LV. Two-layer “shallow water” model. *J Appl Mech Tech Phys*. 1979;20:127-135.
17. Thacker WC. Some exact solutions to the nonlinear shallow-water wave equations. *J Fluid Mech*. 1981;107:499-608.
18. Sedov LI. *Similarity and Dimensional Methods in Mechanics*. Academic Press; 1959.
19. Aksenov AV, Druzhkov KP. Conservation laws and symmetries of the shallow water system above rough bottom. *J Phys Conf Ser*. 2016;722:012001.
20. Byrd PF, Friedman MD. *Handbook of Elliptic Integrals for Engineers and Physicists*. Springer; 1954.
21. Sampson J, Easton A, Singh M. Moving boundary shallow water flow above parabolic bottom topography. *ANZIAM J*. 2006;47:C373-C387.
22. Stoker JJ. The formation of breakers and bores – the theory of nonlinear wave propagation in shallow water and open channels. *Commun Pure Appl Math*. 1948;1:1-87.
23. Serre D. Expansion of a compressible gas in vacuum. *Bull Inst Math*. 2015;10:695-716.
24. Wong WY, Bjørnstad M, Lin C, Kao MJ, Kalisch H, Guyenne P, Roeber V, Yuan JM. Internal flow properties in a capillary bore. *Phys Fluids*. 2019;31:113602.
25. Esler JG, Pearce JD. Dispersive dam-break and lock-exchange flows in a two-layer fluid. *J Fluid Mech*. 2011;667:555-585.
26. Lax PD. Development of singularities of solutions of nonlinear hyperbolic partial differential equations. *J Math Phys*. 1964;5:611-613.
27. Jeffrey A, Mvungi J. On the breaking of water waves in a channel of arbitrarily varying depth and width. *J Appl Math Phys*. 1980;31:758-761.
28. Courant R, Friedrichs KO. *Supersonic Flow and Shock Waves*. Springer-Verlag; 1976.
29. Liu TP, Yang T. Compressible Euler equations with vacuum. *J Diff Eq*. 1997;140:223-237.
30. Liu TP, Yang T. Compressible flow with vacuum and physical singularity. *Method Appl Anal*. 2000;7:495-510.
31. Menon VV, Sharma VD, Jeffrey A. On the general behaviour of acceleration waves. *Appl Anal*. 1983;16:101-120.
32. Rybkin A, Pelinovsky E, Didenkulova I. Nonlinear wave run-up in bays of arbitrary cross-section: generalization of the Carrier-Greenspan approach. *J Fluid Mech*. 2014;748:416-432.

How to cite this article: Camassa R, D’Onofrio R, Falqui G, Ortenzi G, Pedroni M. Evolution of interface singularities in shallow water equations with variable bottom topography. *Stud Appl Math*. 2022;1–38. <https://doi.org/10.1111/sapm.12480>

APPENDIX A: SHALLOW WATER EQUATION WITH VARIABLE BOTTOM

For the reader's convenience, we list here the different forms of the shallow water system analyzed in this paper (see Refs. 1, 22). Following Ref. 1, we use a “*” superscript to denote a dimensional quantity; symbols not accompanied by this marker will be reserved for nondimensional ones. The one-dimensional SWEs with general smooth bottom topography can be written as

$$\eta_{t^*}^* + (u^* \eta^*)_{x^*} = 0, \quad u_{t^*}^* + u^* u_{x^*}^* + g(\eta^* + b^*)_{x^*} = 0, \quad (\text{A1})$$

where $\eta^*(x^*, t^*)$ represents the thickness of the water layer, $b^*(x^*)$ is the bottom elevation over a reference level, and $u^*(x^*, t^*)$ represents the layer-averaged horizontal component of the velocity field. As usual, g stands for the constant gravitational acceleration. An alternative form of system (A1) is obtained by replacing the layer thickness η^* with the elevation of the water surface

$$\zeta^*(x^*, t^*) = b^*(x^*) + \eta^*(x^*, t^*), \quad (\text{A2})$$

which turns the SWE into

$$\zeta_{t^*}^* + [u^*(\zeta^* - b^*)]_{x^*} = 0, \quad u_{t^*}^* + u^* u_{x^*}^* + g\zeta_{x^*}^* = 0. \quad (\text{A3})$$

In this paper, we will exclusively resort to the dimensionless form of (A1) and (A3),

$$\eta_t + (u\eta)_x = 0, \quad u_t + uu_x + \eta_x + b_x = 0, \quad (\text{A4})$$

and

$$\zeta_t + [u(\zeta - b)]_x = 0, \quad u_t + uu_x + \zeta_x = 0. \quad (\text{A5})$$

Although the bottom term appears consistently with the long-wave asymptotic approximation under which the SWEs are derived, it introduces additional parameters that can be scaled out in the dimensionless form (see Ref. 1). For example, when the bottom is a parabola with upward concavity,

$$b^*(x^*) = \kappa x^{*2} - Q, \quad \kappa > 0, \quad Q > 0, \quad (\text{A6})$$

then a suitable scaling of the variables shows that SWEs are independent of the parabola parameters. One appropriate choice is

$$x = \frac{x^*}{l_0}, \quad t = \sqrt{g\kappa} t^*, \quad u = \frac{u^*}{l_0 \sqrt{g\kappa}}, \quad \eta = \frac{\eta^*}{\kappa l_0^2}, \quad (\text{A7})$$

$$\zeta = \frac{\zeta^*}{\kappa l_0^2}, \quad b = \frac{b^*}{\kappa l_0^2}. \quad (\text{A8})$$

Here, the characteristic length $l_0 = \sqrt{Q/\kappa}$ is chosen so as to simplify the bottom term, which in the new variables reads

$$b(x) = x^2 - 1. \quad (\text{A9})$$

We leave unspecified the bottom term in systems (A4) and (A5) throughout Section 2 and Section 3, whereas we consider the particular case (A9) in Section 4, where parabolic solutions are introduced.

APPENDIX B: OVERVIEW OF NEAR-FRONT LOCAL ANALYSIS

We consider a globally continuous piecewise smooth solution to the SWE, with a jump discontinuity of the k th-order derivatives across a curve $x = X(t)$ in the space-time plane. We further assume that a constant state is established on one side of this curve. The physical picture is that of a wave front propagating over a still medium, whose trajectory in the (x, t) -plane is the curve $x = X(t)$ (see Figure 1). This is the classical problem setting investigated by Greenspan² and Gurtin.³ It is convenient to make use of the form (A5) of the SWE, so that the constant state on the right of the wave front will simply be represented by $\zeta = 0$, $u = 0$. There are many possible choices of variable sets adapted to the motion of the wave front. The simplest one is a time-dependent space translation, which fixes to zero the wave front position:

$$\xi = x - X(t), \quad \tau = t. \quad (\text{B1})$$

Under the substitution (B1), the space and time derivatives transform as

$$\partial_t = \partial_\tau - \dot{X}\partial_\xi, \quad \partial_x = \partial_\xi, \quad (\text{B2})$$

and the shallow water system (A5) takes the form

$$\zeta_\tau - \dot{X}\zeta_\xi + [u(\zeta - b)]_\xi = 0, \quad u_\tau + (u - \dot{X})u_\xi + \zeta_\xi = 0. \quad (\text{B3})$$

With the aim of extracting information on the system behavior in a neighborhood of the wave front, we make the following ansatz on the form of the solution behind the wave front, that is, for $\xi < 0$,

$$\begin{aligned} \zeta|_{\xi < 0} &= \zeta_0(\tau) + \zeta_1(\tau)\xi + \zeta_2(\tau)\xi^2 + \dots, \\ u|_{\xi < 0} &= u_0(\tau) + u_1(\tau)\xi + u_2(\tau)\xi^2 + \dots. \end{aligned} \quad (\text{B4})$$

This ansatz essentially assumes that the solution is one-sided analytic in a neighborhood of the wave front; henceforth, we will refer to it as the *wave front expansion* of the solution. Its coefficients are to be determined by substituting expansion (B4) back into (B3). Although ζ_0 and u_0 are formally included in these expansions, both their values are fixed to zero to ensure that the series (B4) continuously connect to the constant state at $\xi = 0$. Here $u_k(\tau)$ and $\zeta_k(\tau)$ can be viewed as limits of the relevant derivatives of u and ζ for $\xi \rightarrow 0^-$, that is,

$$u_k(\tau) = \lim_{\xi \rightarrow 0^-} \frac{1}{k!} \frac{\partial^k u}{\partial \xi^k}(\xi, \tau), \quad \zeta_k(\tau) = \lim_{\xi \rightarrow 0^-} \frac{1}{k!} \frac{\partial^k \zeta}{\partial \xi^k}(\xi, \tau). \quad (\text{B5})$$

Similarly, the bottom topography is expanded in powers of ξ (abusing notation a little by writing $b(\xi, \tau) = b(x)$),

$$b(\xi, \tau) = b_0(\tau) + b_1(\tau)\xi + b_2(\tau)\xi^2 + \dots, \quad (\text{B6})$$

where the time-dependent coefficients b_k are evaluated as

$$b_k(\tau) = \frac{1}{k!} \frac{\partial^k b}{\partial \xi^k}(0, \tau) = \frac{1}{k!} \frac{d^k b}{dX^k}(X(\tau)). \quad (\text{B7})$$

Plugging the expansions (B4) and (B6) into Equations (B3) and collecting the various powers of ξ yields two infinite hierarchies of ODEs,

$$\begin{aligned} \dot{\zeta}_n + (n+1)[(u_0 - \dot{X})\zeta_{n+1} - b_0 u_{n+1}] - (n+1)b_{n+1}u_0 \\ + (n+1) \sum_{k=1}^n (\zeta_k - b_k)u_{n+1-k} = 0, \end{aligned} \quad (\text{B8})$$

$$\dot{u}_n + (n+1)[\zeta_{n+1} + (u_0 - \dot{X})u_{n+1}] + \sum_{k=1}^n k u_k u_{n+1-k} = 0 \quad (\text{B9})$$

for $n \geq 1$, while $n = 0$ yields

$$-\dot{X}\zeta_1 - b_0 u_1 = 0, \quad \zeta_1 - \dot{X}u_1 = 0, \quad (\text{B10})$$

by recalling that $u_0 = \zeta_0 = 0$. The structure of these equations determines the wave front speed \dot{X} . This can be seen as follows: if the solution has discontinuous first derivatives across the wave front then at least one among u_1 and ζ_1 is different from zero; this, in turn, implies that the coefficient matrix of the linear system (B10) is singular, that is,

$$\dot{X}^2 + b_0 = 0. \quad (\text{B11})$$

This first-order nonlinear equation can, in principle, be solved to get the wave front motion, which will depend solely on the bottom topography (with the choice of sign of \dot{X} set by the initial data). The same result is obtained if the solution has a k th-order jump, with $k < \infty$, across the wave front. For example, if the first derivatives were continuous and the second ones were not, we would obtain a linear algebraic system for u_2, ζ_2 of the same form as (B10), once again reducing to (B11). This is a general result (see, e.g., Ref. 11); singularities of solutions of hyperbolic systems propagate along characteristic curves.

The structure of equations (B8)–(B9) is such that, for any fixed n , variables of order up to $n+1$ are involved. However, higher order variables enter the system in such a way that both can be canceled by taking a single linear combination of the two equations. This becomes more transparent by writing system (B8)–(B9) in matrix form

$$\dot{\mathbf{U}}_n + (n+1)\mathbf{A}\mathbf{U}_{n+1} + \mathbf{F}_n = 0, \quad \mathbf{A} = \begin{pmatrix} -\dot{X} & -b_0 \\ 1 & -\dot{X} \end{pmatrix}, \quad (\text{B12})$$

where $\mathbf{U}_n = (\zeta_n, u_n)^\top$, and \mathbf{F}_n comprises variables of order up to n . The matrix \mathbf{A} is singular due to relation (B11); thus, if the former equation is multiplied by the vector $(1, \dot{X})$, the resulting scalar

equation is free of higher order variables,

$$\dot{\zeta}_n + \dot{X}\dot{u}_n + (1, \dot{X})\mathbf{F}_n = 0. \quad (\text{B13})$$

One of the two equations of order $(n - 1)$ can now be used to replace ζ_n with u_n , or vice versa. For example, from (B9), we get

$$\zeta_n = \dot{X}u_n - \frac{1}{n} \left(\dot{u}_{n-1} + \sum_{k=1}^{n-1} ku_k u_{n-k} \right). \quad (\text{B14})$$

Once (B14) is substituted into (B13), a first-order differential equation is eventually obtained, where neither ζ_n nor any higher order variable appear, and the only unknown is u_n . By iterating this procedure, one can, in principle, solve the hierarchy (B8)–(B9) up to any desired order.

The case $n = 1$, for which (B13) and (B14) give

$$\dot{\zeta}_1 + \dot{X}\dot{u}_1 + 2(\zeta_1 - b_1)u_1 + \dot{X}u_1^2 = 0, \quad \zeta_1 = \dot{X}u_1, \quad (\text{B15})$$

is of crucial importance for the prediction of gradient catastrophes at the wave front. The bottom term b_1 in (B15) can be expressed in terms of $X(t)$. In fact, information about the bottom topography is encoded in the function $X(t)$, as obtained by solving (B11). Taking the time derivative of (B11) gives

$$2\dot{X} + b_1 = 0. \quad (\text{B16})$$

By eliminating ζ_1 in (B15) with the second of (B15), and using (B16), we get

$$\frac{d}{dt}(\dot{X}u_1) + \dot{X}\dot{u}_1 + 2(\dot{X}u_1 + 2\dot{X})u_1 + \dot{X}u_1^2 = 0. \quad (\text{B17})$$

The opposite substitution is also possible, and an equation for ζ_1 can be obtained similarly. Upon rearranging the various terms, the evolution equation for u_1 and ζ_1 takes the form

$$\dot{u}_1 + \frac{3}{2}u_1^2 + \frac{5\dot{X}}{2\dot{X}}u_1 = 0, \quad \dot{\zeta}_1 + \frac{3}{2\dot{X}}\zeta_1^2 + \frac{3\dot{X}}{2\dot{X}}\zeta_1 = 0. \quad (\text{B18})$$

The Riccati-like mapping

$$\zeta_1 = \frac{2}{3}\dot{X}(t)\frac{\dot{\phi}(t)}{\phi(t)} \quad (\text{B19})$$

linearizes the second equation in (B18),

$$5\dot{\phi}(t)\ddot{X}(t) + 2\ddot{\phi}(t)\dot{X}(t) = 0, \quad (\text{B20})$$

which yields the quadrature solution

$$\zeta_1(t) = \frac{(\dot{X}(0)/\dot{X}(t))^{3/2}}{\zeta_1(0)^{-1} + \frac{3}{2}\dot{X}(0)^{3/2}I(t)}, \quad \text{where } I(t) = \int_0^t \dot{X}(s)^{-5/2} ds. \quad (\text{B21})$$

It is often more convenient to focus on the dependence of the surface slope ζ_1 on the wave front position rather than on time. By making use of (B11) and the change of variable $t = X^{-1}(x)$, the integral above can be expressed as

$$I(x) = \int_{X^{-1}(x_0)}^{X^{-1}(x)} \dot{X}^{-\frac{5}{2}}(t') dt' = \int_{x_0}^x \dot{X}^{-\frac{7}{2}}(X^{-1}(x')) dx' = \int_{x_0}^x (-b(x'))^{-\frac{7}{4}} dx', \quad (\text{B22})$$

where x_0 is the initial condition $X(0) = x_0$. Thus, Equation (B21) takes the form

$$\zeta_1(t) = \frac{(b(x_0)/b(x))^{3/4}}{\zeta_1(0)^{-1} + \frac{3}{2}(-b(x_0))^{3/4}I(X)} \Bigg|_{x=X(t)}. \quad (\text{B23})$$

Of course, this construction relies on the existence of the inverse function $X^{-1}(x)$, and is well defined only for as long as the wave front advances to the right.

The last equation allows one to predict the development of a gradient catastrophe at the wave front location based on the given initial conditions and the bottom shape. It has been used by Greenspan² to investigate the breaking of a wave front approaching a sloping beach with a straight bottom, and by Gurtin,³ who extended Greenspan's analysis to general bottom shapes. In addition to the initial value $\zeta_1(0)$, the breaking conditions depend on the bottom topography, and in particular on its slope immediately close to the shoreline, which turns out to play a crucial role³ (see also Ref. 27).

APPENDIX C: FLAT BOTTOM AND PIECEWISE PARABOLIC SOLUTIONS

As remarked in Section 2.2, the absence of the bottom term b_x in the governing equations (A4) allows a thorough analysis of the solution to be performed thanks to the existence of Riemann invariants. Here, we apply the results of Section 2.2 to study the time evolution of initial conditions (86) in the special setting of a flat and horizontal bottom. The fluid is again assumed to be initially at rest, and the water surface is given by the piecewise parabolic initial conditions (86), which now read

$$\eta(x, 0) = \begin{cases} Q & \text{for } x < -x_0, \\ \eta_{\text{in}}(x) & \text{for } -x_0 \leq x \leq x_0, \\ Q & \text{for } x > x_0. \end{cases} \quad (\text{C1})$$

Just like the previous section, the middle part is a centered parabola sector with downward concavity,

$$\eta_{\text{in}}(x) = \gamma_0(x^2 - x_0^2) + Q, \quad Q > 0, \quad \gamma_0 < 0. \quad (\text{C2})$$

The free surface continuously connects with the background constant state $\eta = Q$ at the singular points

$$x = \pm x_0, \quad (C3)$$

where the first derivative η_x suffers a jump discontinuity. Once again, given the symmetry of this initial configuration, we henceforth restrict our attention to $x > 0$, as all the reasoning applies unchanged to $x < 0$ as well. The singular point at $x = x_0$ bifurcates into a couple of new singular points after the initial time. These are then transported along the characteristics $x = X_\ell(t)$ and $x = X_r(t)$. The positive one, $x = X_r(t)$, has uniform motion due to the presence of the constant state ahead of it. Specifically, we have

$$x = X_r(t) = x_0 + \sqrt{Q}t. \quad (C4)$$

On the other hand, the left wave front, $x = X_\ell(t)$, exhibits a more complex behavior, which depends on the parabolic part of the solution in the neighboring region $x < X_\ell(t)$. This is given by

$$\eta(x, t) = \gamma(t)x^2 + \mu(t), \quad u(x, t) = \alpha(t)x, \quad (C5)$$

and evolves in time according to the system of ordinary differential equations

$$\dot{\alpha} + \alpha^2 + 2\gamma = 0, \quad \dot{\gamma} + \alpha\gamma = 0, \quad \dot{\mu} + \alpha\mu = 0, \quad (C6)$$

with initial conditions

$$\alpha(0) = 0, \quad \mu(0) = \mu_0 = Q - \gamma_0 x_0^2. \quad (C7)$$

Therefore, $x = X_\ell(t)$ satisfies

$$\dot{X}_\ell = \alpha(t)X_\ell - \sqrt{\gamma(t)X_\ell^2 + \mu(t)}, \quad X_\ell(0) = x_0. \quad (C8)$$

By introducing the auxiliary variable $\sigma = (\gamma/\gamma_0)^{1/3}$ in place of the time t , the evolution of the parabolic part can be parametrized by

$$\alpha = 2\sqrt{|\gamma_0|}\sigma\sqrt{1-\sigma}, \quad \gamma = \gamma_0\sigma^3, \quad \mu = \mu_0\sigma, \quad (C9)$$

with $\sigma(t)$ solving

$$\dot{\sigma} = -2\sqrt{|\gamma_0|}\sigma^2\sqrt{1-\sigma}, \quad \sigma(0) = 1, \quad (C10)$$

which can be integrated to give

$$t = \frac{\sqrt{1-\sigma} + \sigma \operatorname{arctanh} \sqrt{1-\sigma}}{2\sqrt{|\gamma_0|}\sigma}. \quad (C11)$$

This shows that σ ranges monotonically from 1 to 0 as t goes from 0 to $+\infty$. In terms of the new variable σ , Equation (C8) turns into

$$\frac{dX_\ell}{d\sigma} = -\frac{X_\ell}{\sigma} + \frac{1}{2} \sqrt{\frac{\sigma^2 X_\ell^2 + (\mu_0/\gamma_0)}{\sigma^4 - \sigma^3}}, \quad X_\ell(1) = x_0, \quad (\text{C12})$$

which can be explicitly integrated by separation of variables with the substitution $w = \sigma X_\ell(\sigma)$. The solution is

$$X_\ell(\sigma) = \frac{\sqrt{(\mu_0 - Q)\sigma} - \sqrt{Q(1 - \sigma)}}{\sqrt{|\gamma_0|} \sigma}. \quad (\text{C13})$$

We are now in position to apply the formalism of Section 2.2 and draw some conclusions about the shoulder part of the solution. This is given by relations (28),

$$N(\sigma_0) = \gamma(\sigma_0)X_\ell(\sigma_0)^2 + \mu(\sigma_0), \quad V(\sigma_0) = \alpha(\sigma_0)X_\ell(\sigma_0), \quad (\text{C14})$$

with $\sigma(t_0) = \sigma_0$. As the left wave front $x = X_\ell(t)$ propagates across the parabolic part of the solution, it eventually reaches the origin where it intersects the specular characteristic $x = -X_\ell(t)$ that originated at $x = -x_0$. We refer to the instant when this happens as the coalescence time. This instant is computed by setting $X_\ell(\sigma) = 0$, which results in

$$\sigma_c = Q/\mu_0. \quad (\text{C15})$$

After setting $\sigma_0 = \sigma_c$ in (C14), we obtain

$$N(\sigma_c) = Q, \quad V(\sigma_c) = 0, \quad (\text{C16})$$

so that, at the coalescence time $t_c = (\sigma_c)$, both fields η and u regain their hydrostatic values at $x = 0$, that is,

$$\eta(0, t_c) = Q, \quad u(0, t_c) = 0. \quad (\text{C17})$$

Therefore, the parabolic part of the solution disappears at this time, and the background stationary state $\eta = Q$ and $u = 0$ is attained at $x = 0$. The solution features three singular points at $t = t_c$, because two of the previously existing ones, namely, $x = \pm X_\ell(t)$, have coalesced into a single one, $x = 0$. Subsequently, this singular point splits once again into a couple of new singular points that are transported along the characteristics passing through it. As hydrostatic conditions are established at $(0, t_c)$, the characteristics passing through this point are determined by

$$\frac{dx}{dt} = \pm \sqrt{Q}. \quad (\text{C18})$$

Focusing once again on the positive part of the x -axis, we redefine the left boundary of the shoulder region for as the positive characteristic (C18), defined by

$$x = X_\ell(t) = \sqrt{Q}(t - t_c) \quad \text{for } t > t_c. \quad (\text{C19})$$

Note that, in terms of the parameter σ_0 (or t_0), this specific characteristic curve is identified by the label $\sigma_0 = \sigma_c$ (or $t_0 = t_c$).

The shock time can be explicitly calculated in this example as well. It is given by formulas (32) and (33), expressed in terms of σ . Thus, (32) reads

$$\bar{\tau}(\sigma_0) = t_0 + \frac{3\sqrt{N(\sigma_0)} - 2\sqrt{Q} - \frac{dX_\ell}{d\sigma}(\sigma_0)\frac{d\sigma}{dt}(t_0)}{3\frac{d\sqrt{N}}{d\sigma}(\sigma_0)\frac{d\sigma}{dt}(t_0)}, \tag{C20}$$

where $t_0 = t(\sigma_0)$. The positive lower bound of these times, for $\sigma_c \leq \sigma_0 \leq 1$, is at $\sigma_0 = 1$, and evaluates to

$$t_{\text{sh}} = \tau_{\text{sh}} = \frac{2}{3} \sqrt{\frac{Q/\mu_0}{|\gamma_0|(1 - Q/\mu_0)}}. \tag{C21}$$

Therefore, a gradient catastrophe always happens for the class of initial conditions (C1). Moreover, it takes place first on wave front $x = X_r(t)$, as this is exactly the characteristic labelled by $\sigma_0 = 1$. Interestingly, the shock time can be either smaller or larger than the coalescence time,

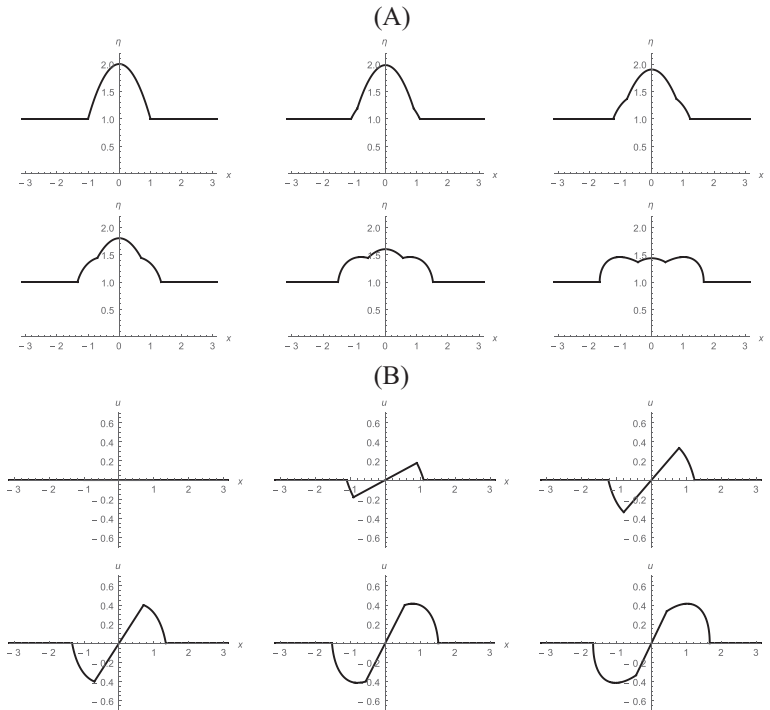


FIGURE C1 Time evolution of the water surface (A) and velocity field (B) stemming from initial conditions (C1) and null initial velocity with a subcritical value of the ratio Q/μ_0 . Parameters are $Q = 1, \gamma_0 = -1, \mu_0 = 2$ and the snapshots are at time $t = 0, 0.1, 0.23, 0.34, 0.52, t_{\text{sh}} \approx 0.67$

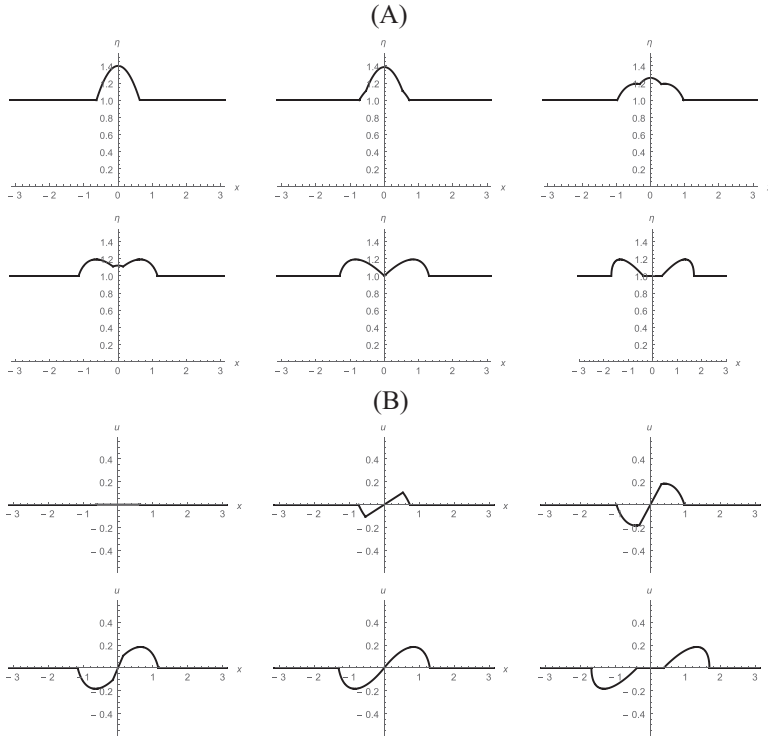


FIGURE C2 Time evolution of the water surface (A) and velocity field (B) stemming from initial conditions (C1) and null initial velocity with a supercritical value of the ratio Q/μ_0 . Parameters are $Q = 1$, $\gamma_0 = -1$, $\mu_0 = 1.4$ and the snapshots are at $t = 0, 0.1, 0.34, 0.52, t_c \approx 0.67, t_{sh} \approx 1.05$

$$t_c = t(\sigma_c) = \frac{\sqrt{1 - \frac{Q}{\mu_0}} + \frac{Q}{\mu_0} \operatorname{arctanh} \sqrt{1 - \frac{Q}{\mu_0}}}{2\sqrt{|\gamma_0|} \frac{Q}{\mu_0}}. \quad (\text{C22})$$

In fact, numerically computing the root $Q/\mu_0 = \varphi \approx 0.6213$ from the equality of t_{sh} from (C21) with t_c from (C22), yields

$$t_{sh} \gtrless t_c \iff \frac{Q}{\mu_0} \gtrless \varphi \quad (\text{C23})$$

(with $Q/\mu_0 \in (0, 1)$). In other words, if the initial parabolic core is “steep” enough (i.e., the ratio Q/μ_0 is small, not exceeding φ), the shock happens before the coalescence of the two singular points $x = \pm X_\ell(t)$, that is, while the parabolic core of the solution is still present. This situation is depicted in Figure C1. In the opposite case, if the initial parabola is “shallow,” that is, $Q/\mu_0 > \varphi$, there is sufficient time for the parabola to disappear completely at the coalescence time. Thereafter, the two symmetric shoulders move away from the origin in opposite directions until the shock develops. This situation is illustrated in Figure C2.